

수정본

High School

2022 개정 교육과정

경기도교육감 인정

인정번호

Bdsic English 1



안병규
오준일
홍주연
이천우
류예슬
김성희
박은정

NE | 이만

교과서 물려주기 기록표

연도	교과서 사용자				상태
	학년	반	번호	이름	

※상태 표기 예시: 매우 좋음, 좋음, 보통, 나쁨

 High School

Basic English 1



PREFACE

영어는 다양한 문화권 사람들과 소통할 수 있는 중요한 도구입니다. 영어 사용 능력은 여러분의 학문적, 직업적 성취뿐만 아니라 세계인으로서의 자질 함양에도 큰 기여를 합니다. 영어를 통해 다양한 사고와 정서가 반영된 문화를 경험하면서 교양을 넓히고, 자신과 타인의 삶을 이해하고 성찰할 수 있습니다. 이를 통해 서로의 차이를 존중하는 세계시민 의식을 기르고, 다양한 진로 및 직업 세계를 이해하여 미래 직업 상황에 필요한 자질을 함양할 수 있습니다. 따라서 영어 공부는 그 자체로 의미 있는 목표이며, 여러분이 시야를 넓히고 풍부한 경험을 쌓을 수 있는 소중한 기회를 제공합니다.

이 교과서는 실생활에서 영어를 효과적으로 사용할 수 있는 능력을 기를 수 있도록 기획 및 개발되었습니다. 실생활 중심의 학습을 통해 일상 및 주변 세계의 친숙한 주제에 대해 탐구하고, 이 과정에서 자연스럽게 영어를 사용하도록 하여 실생활과 영어가 연계되도록 하였습니다. 이를 통해 다양한 상황에서 영어로 의사소통할 수 있는 능력을 기르고, 스스로 학습 계획을 수립하며, 학습 과정을 평가하고 개선할 수 있는 자기주도 학습 능력을 함양하도록 하였습니다.

다양한 매체를 통해 친숙한 주제에 대해 탐구하고 영어로 소통하면서 여러분은 창의적인 문제 해결 능력을 기르고, 자연스럽게 영어에 대한 흥미를 느끼며 자신감과 자존감을 키울 수 있을 것입니다. 본 교과서를 통해 자신에게 적합한 영어 학습을 수행하고 스스로 성찰하며, 공동체의 구성원으로서 이해와 포용 능력을 갖출 수 있기를 바랍니다. 더 나아가 언어와 문화의 배경이 다른 세계인과 영어로 의사소통하는 역량을 기르고, 여러분 각자가 꿈꾸고 그리는 미래를 구현할 수 있는 소중한 토대를 마련할 수 있기를 바랍니다.

저자 일동

CONTENTS

Lesson

1

My Friends and Me

p. 8



The Startline	p. 10
Listen & Speak	p. 12
Read	p. 14
Write & Present	p. 24
Teen Vibes	p. 28

Lesson

2

Into the K-Culture

p. 32



The Startline	p. 34
Listen & Speak	p. 36
Read	p. 38
Write & Present	p. 48
Teen Vibes	p. 52

Lesson

3

Hit the Road!

p. 56



The Startline	p. 58
Listen & Speak	p. 60
Read	p. 62
Write & Present	p. 72
Teen Vibes	p. 76

Lesson

4

One Earth, One Chance

p. 80



The Startline	p. 82
Listen & Speak	p. 84
Read	p. 86
Write & Present	p. 96
Teen Vibes	p. 100

Appendices

Scripts	p. 106
Answers	p. 109
Words & Phrases	p. 114
Crossword Puzzles	p. 122
Sources	p. 127

SCOPE & SEQUENCE

	Lesson 1 My Friends and Me	Lesson 2 Into the K-Culture
Big Question	How can we build a real friendship?	How does culture shape our thoughts and actions?
The Startline	Get to Know Each Other 자기 소개하기	Exploring Korea 우리나라의 문화와 특징에 대해 알아보기
Listen & Speak	<ul style="list-style-type: none"> • Your Interests, My Interests 자신의 관심사와 여가 활동에 대해 듣고 말하기 Function 관심 표현하기 • Goals for the Year 올해 목표에 대해 듣고 말하기 Function 질문하고 답하기 	<ul style="list-style-type: none"> • Experience Korean Culture 우리 문화 체험 계획에 대해 듣고 말하기 Function 의도 표현하기 • Enjoy the K-Culture Festival! 우리 문화 축제에 대해 듣고 우리 문화에 대해 말하기 Function 동의하기
Read	Clever Sherlock! 고등학생이 친구들과 체험 학습을 하며 겪는 여러 에피소드 읽기 Vocabulary <ul style="list-style-type: none"> • 성격, 특징을 나타내는 단어 Structures <ul style="list-style-type: none"> • 수 일치 I (주어와 동사) • 수 일치 II (명사와 대명사) 	How About a Game of Yunnori? 우리나라 전통 놀이인 윷놀이에 대한 소개 글 읽기 Vocabulary <ul style="list-style-type: none"> • 다의어 Structures <ul style="list-style-type: none"> • 접속사 • 병렬 구조
Write & Present	Meet Me 자신에 관한 정보를 쓰는 <‘나’ 안내서> 작성하고 발표하기	Create Your Own Rule! 우리나라의 전통 놀이를 소개하는 ‘카드 뉴스’ 만 들고 발표하기
Teen Vibes	<ul style="list-style-type: none"> • What Do Friends Do? Fun Time ‘친구 사전’ 살펴보고 직접 작성하기 • Make Your True Friendship Jam Project Time 진정한 우정을 위해 필요한 것을 모은 ‘True Friendship Jam’ 만들기 	<ul style="list-style-type: none"> • Living in a Different Country Fun Time 우리나라를 방문한 외국인이 겪은 문화 충격에 대해 알아보기 • Around the World in Games Project Time 다른 나라의 놀이를 조사하고 동영상 촬영하기



Lesson 3 Hit the Road!

What can we learn by traveling?

Exciting Holidays

여행을 하는 이유와 휴가의 종류에 대해 알아보기

• What Do You Want to Do?

방학 계획에 대해 듣고 말하기

Function

바람, 소원, 요망 표현하기

• Share Your Travel Experience

여행 경험에 대해 듣고 말하기

Function

만족이나 불만족 표현하기

A Tour of Colorful Destinations

색(Color)으로 유명한 세 도시(Santorini, Izamal, Jaipur)를 소개하는 글 읽기

Vocabulary

• 사람을 만드는 접미사 -er, -or, -ist

Structures

• 관계 대명사

• 관계 대명사 what

Planning a Field Trip

체험 학습을 위한 '여행 일정표' 작성하고 발표하기

• Get Creative with Photos! Fun Time

재미있게 찍은 여행 사진을 보고 핵심어 쓰기

• Playing Travel-Idiom Cards Project Time

여행과 관련한 영어 관용구 카드 만들기

Lesson 4 One Earth, One Chance

What can we do to save Earth?

Surprising Secrets of Mother Nature

환경 보호의 중요성에 대해 알아보기

• Environmental Issues

기후 변화로 인한 환경 문제에 대해 듣고 말하기

Function

걱정 표현하기

• Going Green

환경 보호 실천 방법에 대해 듣고 말하기

Function

강조하기

Food for Thought

식품이 생산부터 소비에 이르는 과정에서 얼마나 손실이 일어나는지에 대한 글 읽기

Vocabulary

• 명사 - 동사

Structures

• so that

• so ... that

The Green Challenge

'환경 사랑 챌린지' 안내문 작성하고 발표하기

• Be an Eco-toonist Fun Time

환경 문제를 다룬 만화 그리기

• A Special Day for the Environment Project Time

환경 보호의 날을 기획하고 포스터 만들기

INTRODUCTION

Lesson Map & Big Question

Lesson 1 My Friends and Me

Big Question
How can we build a real friendship?

The Startline
Get to Know Each Other

Listen & Speak
• Your Interests, My Interests
• Goals for the Year

Read
Clever Sherlock!
[Unit 1] [Unit 2] [Unit 3] [Unit 4] [Unit 5] [Unit 6] [Unit 7] [Unit 8] [Unit 9] [Unit 10] [Unit 11] [Unit 12] [Unit 13] [Unit 14] [Unit 15] [Unit 16] [Unit 17] [Unit 18] [Unit 19] [Unit 20] [Unit 21] [Unit 22] [Unit 23] [Unit 24] [Unit 25] [Unit 26] [Unit 27] [Unit 28] [Unit 29] [Unit 30] [Unit 31] [Unit 32] [Unit 33] [Unit 34] [Unit 35] [Unit 36] [Unit 37] [Unit 38] [Unit 39] [Unit 40] [Unit 41] [Unit 42] [Unit 43] [Unit 44] [Unit 45] [Unit 46] [Unit 47] [Unit 48] [Unit 49] [Unit 50] [Unit 51] [Unit 52] [Unit 53] [Unit 54] [Unit 55] [Unit 56] [Unit 57] [Unit 58] [Unit 59] [Unit 60] [Unit 61] [Unit 62] [Unit 63] [Unit 64] [Unit 65] [Unit 66] [Unit 67] [Unit 68] [Unit 69] [Unit 70] [Unit 71] [Unit 72] [Unit 73] [Unit 74] [Unit 75] [Unit 76] [Unit 77] [Unit 78] [Unit 79] [Unit 80] [Unit 81] [Unit 82] [Unit 83] [Unit 84] [Unit 85] [Unit 86] [Unit 87] [Unit 88] [Unit 89] [Unit 90] [Unit 91] [Unit 92] [Unit 93] [Unit 94] [Unit 95] [Unit 96] [Unit 97] [Unit 98] [Unit 99] [Unit 100]

Write & Present
Meet Me

Teen Vibes
• What Do Friends Do?
• Make Your True Friendship Jam

단원을 관통하는 Big Question과 영역별 Topic을 통해 주제와 소재를 미리 파악합니다.

The Startline

The Startline
Get to Know Each Other

Topic Preview
Clever Sherlock!

Get Ready 활동으로 단원의 주제를 미리 알아본 뒤, 영상을 포함한 시청각 자료를 통해 보기, 듣기, 말하기의 통합 활동을 합니다.

Listen & Speak

Listen & Speak
Your Interests, My Interests

Goals for the Year

다양한 자료와 의사소통 기능을 활용하여 듣기와 말하기의 통합 활동을 합니다.

Before You Read

Key Vocabulary

Core Structures

Key Vocabulary, Core Structures, Topic Preview 활동을 통해 읽기 자료의 핵심 어휘와 언어 형식, 주제를 미리 확인합니다.

Read

Topic Preview

Clever Sherlock!

단원의 주제를 다룬 다양한 장르의 글을 읽고 문해력 및 사고력을 확장합니다.

After You Read

Finally at the Museum

A Fun Field Trip

Graphic Organizer, Details 등의 활동을 통해 읽기 자료에 대한 이해도를 점검합니다.



Write & Present

Meet Me

1. Introduce Yourself
 I am a student at [school name].
 I am [age] years old.
 I like [hobby].
 I am good at [subject].

2. Get to know you
 I am a student at [school name].
 I am [age] years old.
 I like [hobby].
 I am good at [subject].

3. Get to know you
 I am a student at [school name].
 I am [age] years old.
 I like [hobby].
 I am good at [subject].

4. Get to know you
 I am a student at [school name].
 I am [age] years old.
 I like [hobby].
 I am good at [subject].

Present Your Writing

1. Write a story
 I am a student at [school name].
 I am [age] years old.
 I like [hobby].
 I am good at [subject].

2. Write a story
 I am a student at [school name].
 I am [age] years old.
 I like [hobby].
 I am good at [subject].

3. Write a story
 I am a student at [school name].
 I am [age] years old.
 I like [hobby].
 I am good at [subject].

4. Write a story
 I am a student at [school name].
 I am [age] years old.
 I like [hobby].
 I am good at [subject].

단원의 주제와 연관된 다양한 형식의 글을 쓰고 발표하는 활동을 합니다.



Teen Vibes

Teen Vibes

Fun Time
 What Do Friends Do?
 Friends often [verb] together.
 Friends often [verb] together.
 Friends often [verb] together.

Project Time
 Make Your True Friendship Jam
 Your True Friendship Jam
 Your True Friendship Jam
 Your True Friendship Jam

단원의 주제를 기반으로 한 재미있고 창의적인 활동을 통해 사고를 확장합니다.

Fun Time 단원에 관련한 간단한 활동하기

Project Time 단원에 관련한 모둠 활동하기

The Finish Line

The Finish Line

1. Write a story
 I am a student at [school name].
 I am [age] years old.
 I like [hobby].
 I am good at [subject].

2. Write a story
 I am a student at [school name].
 I am [age] years old.
 I like [hobby].
 I am good at [subject].



3. Write a story
 I am a student at [school name].
 I am [age] years old.
 I like [hobby].
 I am good at [subject].

4. Write a story
 I am a student at [school name].
 I am [age] years old.
 I like [hobby].
 I am good at [subject].

단원에서 학습한 내용을 듣기, 말하기, 언어 형식, 읽기, 쓰기, 어휘의 평가 문제를 통해 종합적으로 점검합니다. 또한 자신의 학업 성취도와 학습 태도를 스스로 점검하고 개선합니다.

Check Yourself

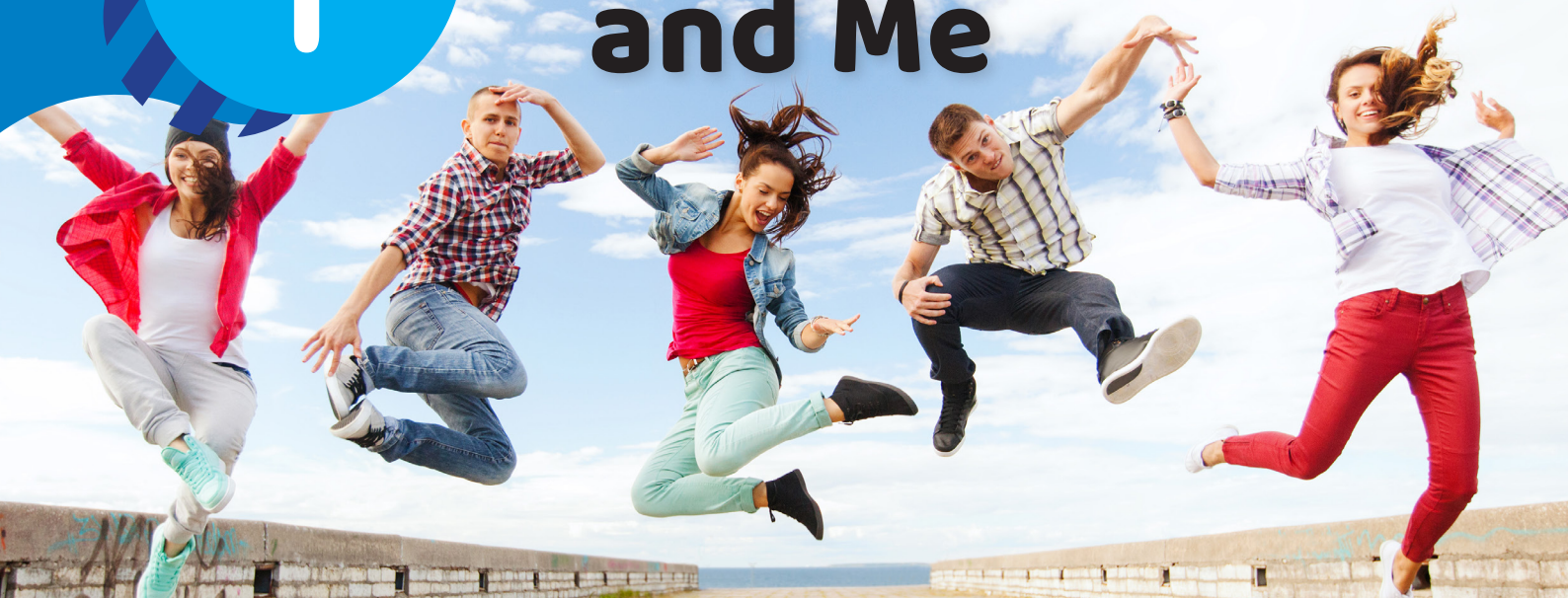
- Big Question에 대해 다시 생각하고 스스로 답해 봅니다.
- 영역별 학업 성취도를 스스로 점검합니다.
- 자신의 학업 태도를 스스로 점검합니다.



Lesson

1

My Friends and Me



Big Question

How can we build a real friendship?



The Startline

Get to Know
Each Other

Listen & Speak

- Your Interests,
My Interests
⑦ 관심 표현하기
- Goals for the Year
⑦ 질문하고 답하기

Read

Clever Sherlock!

- ⑤ 성격, 특징을 나타내는 단어
- ⑥ 수 일치(주어와 동사 / 명사와 대명사)



Write & Present

Meet Me

Teen Vibes

- What Do Friends Do? **Fun Time**
- Make Your True Friendship Jam **Project Time**



GET READY

네 사람의 '한 문장 자기소개'를 읽고 어떤 사람인지 추측해 봅시다.

WHO ARE YOU?

I am not just a dreamer; I am a doer.



I will always be myself.



I am the most handsome person I know.

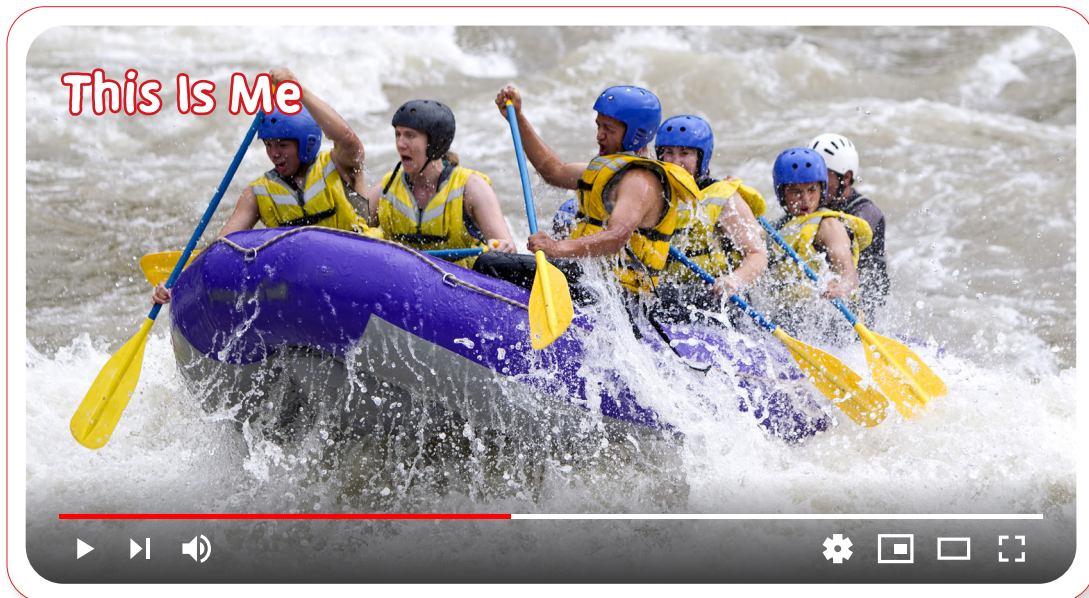


One hand I extend to myself, the other to others.



VIEW & TALK


1 영상을 보고, Mia가 좋아하는 것을 세 개 골라 봅시다.



Ⓐ watching movies



Ⓑ reading books



Ⓒ listening to music



Ⓓ taking adventures



Ⓔ playing online games



Ⓕ cooking

2 자신을 소개하는 영상을 찍는다면 어떤 내용을 넣고 싶은지 말해 봅시다.

Hi, I'm _____.
I'm interested in _____.





LISTEN IN



1 대화를 듣고, 대화의 주제를 골라 봅시다.

- Ⓐ free-time activities
- Ⓑ importance of hobbies
- Ⓒ popular teenage interests

2 대화를 다시 듣고, 지안이가 관심 있어 하는 활동을 골라 봅시다.



SPEAK OUT

3 여러분은 어떤 여가 활동을 하나요? 관심 있는 것을 고르거나 쓴 뒤, 친구들과 대화해 봅시다.

☐ **cooking**

➡ create my own dishes

☐ **playing with pets**

➡ play ball with my dog every weekend

☐ **dancing**

➡ dance to exciting music

☐ **bike riding**

➡ ride a bike along the river

☐ **making videos**

➡ shoot videos of my puppy

➡ _____ **Your own**

A What are you interested in?

B Umm, I'm interested in **cooking**. I love to **create my own dishes**.

A Oh, I didn't know you're into **cooking**.

B What about you?

A Well, I'm fascinated by **dancing**. I feel happy when I **dance to exciting music**.

Goals for the Year



질문하고 답하기

What are your goals for this year? — I want to

LISTEN IN

1 대화를 듣고, 여학생의 마지막 말에 대한 남학생의 응답으로 가장 적절한 것을 골라 봅시다.

- Ⓐ My pleasure.
- Ⓑ Nice to talk to you, too.
- Ⓒ That's a great goal to have.



2 대화를 다시 듣고, 두 사람의 올해 목표를 모두 연결해 봅시다.



- Ⓐ doing volunteer work •
- Ⓑ getting better grades in math •
- Ⓒ attending live sporting events and concerts •



SPEAK OUT

3 여러분의 올해 목표는 무엇인가요? 이루고 싶은 것을 고르거나 쓴 뒤, 친구들과 돌아가며 자신의 올해 목표를 말해 봅시다.

My goals are

• to catch more mice
• to get at least 19 hours of sleep each day

☐ to learn how to swim
☐ to make new friends
☐ to play mobile games less and read more books
☐ _____

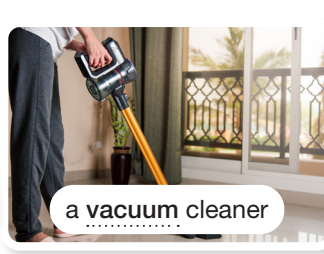
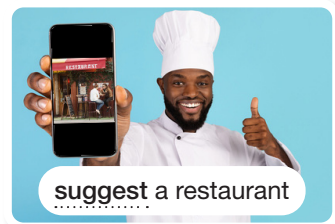
Your own

- A** What are your goals for this year?
- B** This year, I want to learn how to swim.
- A** I'm sure you can do it.



KEY WORDS

1 밑줄 친 표현의 뜻을 추측하고, 짐작한 것이 맞는지 확인해 봅시다.



WORD BUILDING

2 사람의 성격이나 특징을 나타내는 단어를 학습한 뒤, 질문에 답해 봅시다.

kind outgoing
clever energetic
polite quiet
curious well-informed



(1) Which word best describes you?

(2) Who is the most **outgoing** among the people around you?

(3) Who in your class would be Mr./Ms. **Polite**?

Core Structures



POINT 1 수 일치 I

밑줄 친 주어와 동사에 주의하여 문장을 읽어 봅시다.

1. Aram, Jade, Yunho, and I **were** in the same group.
2. Everybody **thinks** that I am not like other kids.
3. Each student in this classroom **has** a different dream.



1에서 동사를 왜 was가 아닌 were로 썼을까요?
주어가 복수라서 그래요. 주어와 동사는
수를 일치시켜야 해요.

2, 3처럼 every나 each가 붙은 주어는
3인칭 단수로 여기고 그에 맞는 동사를 써요.



Quiz I like my family. Every member of my family (is / are) kind and nice to me.

POINT 2 수 일치 II

밑줄 친 명사와 대명사에 주의하여 문장을 읽어 봅시다.

1. Jade is outgoing and a bit loud, and her jokes make us laugh.
2. About ten minutes later the next train came, and Yunho was on it.
3. Seeing that Aram and Yunho were puzzled, I said to them, "After eating one banana, your stomach is no longer empty."
4. Every mother thinks her child is beautiful.



앞에 나온 명사를 받는 대명사는 명사의 수,
성별에 주의해서 써야 해요.

4처럼 명사에 every, each가 붙으면
3인칭 단수로 여기고 그에 맞는 대명사를
쓰는 것도 알아 두세요.



Quiz Look at the boys. Each of them (has his / have their) own characteristics.



Topic Preview

FOCUS ON TOPIC

1 여러분은 새로 사귄 친구들과 무엇을 하고 싶은가요? 자신이 하고 싶은 것을 고르거나 적어 봅시다.

- ☐ play computer games
- ☐ go to a science museum
- ☐ go out to try a new food
- ☐ go to an amusement park
- ☐ volunteer at a community center
- ☐ _____ Your own



friends! I'm fascinated by dancing.
Let's make a dance club. What do you think?




2 친구들과 잘 지내려면 어떻게 해야 할까요? 손가락 모양에 자신의 생각을 적어 봅시다.

Show thanks.

Respect and share.

Do not say bad things.



Clever Sherlock!



About Me & My Friends

My name is Han Jihun, and my nickname is Sherlock Holmes, the great detective. Everybody thinks that I am not like other kids because I like books, science, and museums. My friends say they are boring. For me, they are more fascinating than music, sports, and mobile games.

I went on a field trip to an amusement park and a science museum last Friday with my classmates. Aram, Jade, Yunho, and I were in the same group. Aram is an announcer in the school broadcasting club. She likes to chat and is good at it. Jade is outgoing and a bit loud, and her jokes make us laugh. Yunho is rather quiet. He often prefers being alone. Some people think he is not smart because he tends to be slow to respond. He likes to think carefully before speaking.

Reading Tip

사건이 일어난 순서와 공간적 배경에 유의하여 글의 흐름을 파악합니다.

1 What is Jihun's nickname?

2 Some people think Yunho is not smart because he often gives a (slow / wrong) response.

Over to You 1

What nickname matches you the most?



☐ detective ☐ fascinating ☐ amusement park ☐ broadcasting ☐ outgoing ☐ tend to ☐ respond



An Almost Spoiled Start

3 Why couldn't they talk to Yunho on the phone?

4 Yunho and his friends met at the next station. **T / F**

Over to You 2

What would you do if you were in Yunho's shoes?

We went to the subway station. We ran down to our train, but Yunho was too slow. The train left, and poor Yunho was still on the platform. We tried to talk to Yunho on the phone, but his phone had no battery power. We did not know what to do. Then I had an idea. 5
 "We'll get off at the next station and wait for the next train." That is what we did. About ten minutes later the next train came, and Yunho was on it. He was happy to see us. "That was very clever, Sherlock," Aram said. That made me happy, too.

☐ spoil ☐ platform ☐ battery power ☐ get off



Riddle Time

On the subway, Jade suggested playing riddle games. Jade's first riddle was, "What are two things people never eat before breakfast?" After some thought, Yunho said, "Lunch and dinner." "A great start,"

5 Aram said. The next riddle was, "What 4-letter word is spelled the same forwards, backwards, and upside down?" This one was really hard. Aram asked Jade to give us a clue. Jade said, "It starts with 'N.'" Aram said to herself, "Then the word ends with 'N' as well, and the two letters in the middle must be the same." Thinking deeply as

10 usual, Yunho said, "I got it. It's NOON." Yunho impressed us again. Jade's next riddle was a trick question: "How many bananas can you eat if your stomach is empty?" "Only one," I said. Seeing that Aram and Yunho were puzzled, I said to them, "After eating one banana, your stomach is no longer empty." Aram and Yunho were pleasantly

15 surprised. "What a wise answer to a silly question, Sherlock!" Yunho said.

5 What did they do on the subway?

6 Jade asked a _____ question about eating bananas.

- ☐ riddle ☐ suggest ☐ forwards ☐ backwards ☐ upside down ☐ clue
☐ as well ☐ as usual ☐ impress ☐ stomach ☐ puzzled ☐ pleasantly ☐ silly



The Amusement Park Event

We finally arrived at the amusement park. There was an atmosphere of excitement and fun in the park. We had a lot of fun together. We enjoyed the VR Gate the most. The Skyline Ride was fantastic as well. It gave us amazing views. The roller-coaster ride was a little scary. Aram was busy taking photos of us. 5

☐ atmosphere ☐ excitement ☐ amazing ☐ scary ☐ be busy -ing

On our way out, a tourist asked for help in Spanish. We were confused because we did not understand. After thinking, I opened a translation app on my mobile phone and learned she had lost her phone. I searched for the “Lost and Found” in the park and guided her there. “You’re our number one problem-solver, Sherlock!” Jade said in a loud voice.

7 The tourist was looking for her phone. T / F

Over to You 3

Have you ever helped a tourist from another country?



☐ on one's way out ☐ ask for ☐ confused ☐ translation ☐ search for ☐ Lost and Found

Finally at the Museum

From the park we walked to the National Science Museum. We went directly to the Astronomical Space Hall—my favorite. The 3D images of the night sky simply
5 made us speechless. At the observatory, we could observe Venus even in daytime! The most impressive zone was Space World. It allowed us to send messages into space! On our way out, Yunho became curious and asked, “Can we have
10 a conversation in space?” Aram and Jade were very interested, too. With a smile, I said, “We can’t talk to each other there because there is no air in space, that is, because space is a vacuum. And sound waves can’t travel through a vacuum.” Aram
15 said, “You’re so well-informed, Sherlock!” I felt really thankful to my dad for giving me a book on space travel as a birthday gift last year.

We all had fun on our field trip. It also
20 brought us closer together. This school year will be great!



- 8 What made Jihun and his friends speechless?
9 Why is it impossible to have a conversation in space?

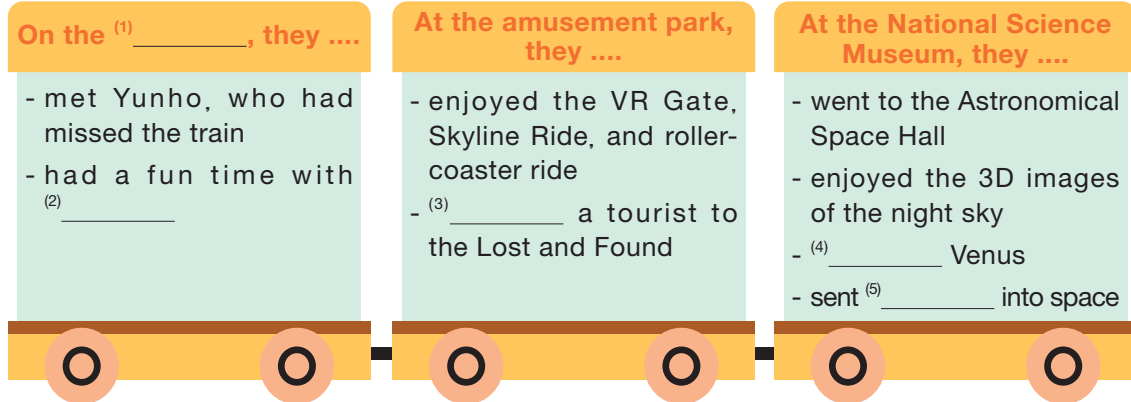
☐ national ☐ directly ☐ astronomical ☐ speechless ☐ observatory ☐ observe ☐ daytime ☐ impressive
☐ conversation ☐ vacuum ☐ sound wave ☐ well-informed ☐ bring ... together



GRAPHIC ORGANIZER

1 빈칸에 알맞은 말을 넣어 지훈이와 친구들이 한 일을 시간 순서대로 요약한 글을 완성해 봅시다.

A Fun Field Trip



To sum up, we had a great time on the field trip!



subway observed riddles messages guided

DETAILS

2 본문의 내용과 일치하면 T에, 일치하지 않으면 F에 표시해 봅시다.

- (1) Jihun enjoys music, sports, and mobile games. T / F
- (2) Aram likes talking and is an announcer in the broadcasting club. T / F
- (3) Jade has a sense of humor, but she is often quiet. T / F
- (4) Yunho correctly answered Jade's first riddle. T / F

여러분이 친구들과 함께 가고 싶은
체험 학습 장소는 어디인가요?





STEP 1 STUDY THE MODEL

지훈이가 자신을 소개한 <‘나’ 안내서>를 읽고, 지훈이는 어떤 사람인지 알아보시다.

I smile when _____.

- I help others
- I play with my dog
- I am with my friends
- I read *Sherlock Holmes*

I get angry when _____.

- I can't solve a puzzle
- people touch my things
- I have a lot of homework
- someone breaks a promise



I am _____.

- curious
- brave
- Kind and honest
- outgoing and loud

I am good at _____.

- solving problems
- explaining things
- thinking creatively
- using mobile apps

STEP 2 BRAINSTORM YOUR IDEAS

여러분은 어떤 사람인가요? 질문에 대한 답을 생각나는 대로 간단히 적어 봅시다.



원하는 단어나 표현이 생각나지
않을 때에는 온라인 사전을 이용해 보세요.
단, 예문을 통해 그 단어나 표현이
어떻게 쓰이는지도 확인하세요.



STEP 3 WRITE YOUR OWN

STEP2에 메모한 것 중 네 개씩 골라 <'나' 안내서>를 써 봅시다.

STEP 4 REVISE AND COMPLETE

여러분이 쓴 글을 스스로 검토한 뒤 짝과 바꾸어 읽으며 한 번 더 점검해 보고, 최종적으로 글을 완성해 봅시다.

- 1 자신이 어떤 사람인지 충분히 드러났나요? YES NO
 - 2 주어진 항목에 어울리게 썼나요? YES NO
 - 3 문장의 형식에 맞춰 썼나요? 다음 사항들을 확인해 봅시다.
- ☐ 철자 ☐ 대·소문자 ☐ 문장 부호 ☐ 어법



Present Your Writing



1

“Who am I?” 놀이를 통해 자신이 쓴 글을 발표해 봅시다.

How to play


- 1 각자 쓴 글을 모둠별로 모아, 뒤집어서 올려 둡니다.
- 2 한 사람씩 글을 뽑아, 항목당 한 문장씩 읽습니다.
- 3 다른 모둠원은 그 글을 쓴 사람이 누구인지 추측해 이름을 말합니다.
- 4 모둠원이 말한 답이 맞으면 그 글을 쓴 사람은 자신의 글을 모두 읽으며 자기소개를 합니다.
- 5 정답을 맞힌 사람이 1점을 얻고, 최고 득점자가 우승합니다.

2

친구들에게 자기 자신을 소개해 봅시다.

“ Hi, my name is Han Jihun. Here are some interesting things about me. I smile when I help others, I get angry when I can't solve a puzzle, I am curious, brave, I am good at solving problems, I hope this helps you get to know me better. ”



* 자신의 캐릭터인 아바타를 등장시켜 영상으로 발표할 수도 있어요! 

3

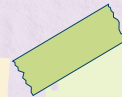
친구들의 발표를 듣고 친구에 대해 메모해 봅시다.



Name: _____



Name: _____



Name: _____

Fun Time

What Do Friends Do?

친구와 관련된 표현과 예문을 제시한 '친구 사전'을 살펴본 뒤, 여러분도 '친구 사전'에 들어갈 표현과 예문을 추가하고 친구들과 공유해 봅시다.

go out



Friends often **go out** together.

support



Friends **support** each other.

comfort



Friends **comfort** each other when feeling down.

laugh




Friends **laugh** at the same thing.

argue



Friends **argue** sometimes because they care.

Your own



Project Time


Make Your True Friendship Jam

STEP 1 진정한 우정을 위해 무엇이 필요한지 모둠별로 이야기해 봅시다.

For True **FRIENDSHIP**

STEP 2 진정한 우정을 위해 필요한 것을 모아 여러분만의 'True Friendship Jam'을 만들어 봅시다.



* 생성형 AI 등 온라인 협업 도구를 활용해 보세요. 

STEP 3 각 모둠에서 만든 'True Friendship Jam'의 내용을 발표해 보고, 다른 모둠에서 발표한 잼의 성분 중 인상적인 것을 메모해 봅시다.

The Finish Line



LISTEN

- 1 대화를 듣고, 대화의 주제를 골라 봅시다.
- (a) fun and creative writing
 - (b) favorite leisure activities
 - (c) ideas for fantasy stories

SPEAK

- 2 여러분의 이번 달 목표를 말해 봅시다.

What are your goals for this month?

This month I want to _____.

GRAMMAR 1

- 3 주어에 유의하여 알맞은 동사를 골라 봅시다.
- (1) Every store on the street (is / are) open.
 - (2) One of my friends (enjoy / enjoys) baking cookies.
 - (3) Students who follow their passion usually (succeed / succeeds).
 - (4) The boy playing basketball with friends (is / are) my brother.

GRAMMAR 2

- 4 밑줄 친 부분이 어법상 어색한 것을 골라 바르게 고쳐 봅시다.
- (a) He helped his children find areas that interest them.
 - (b) The coach often writes notes about his worries and shares his concerns with his team.
 - (c) Most of the boys in the class were waiting for his own turn.

READ

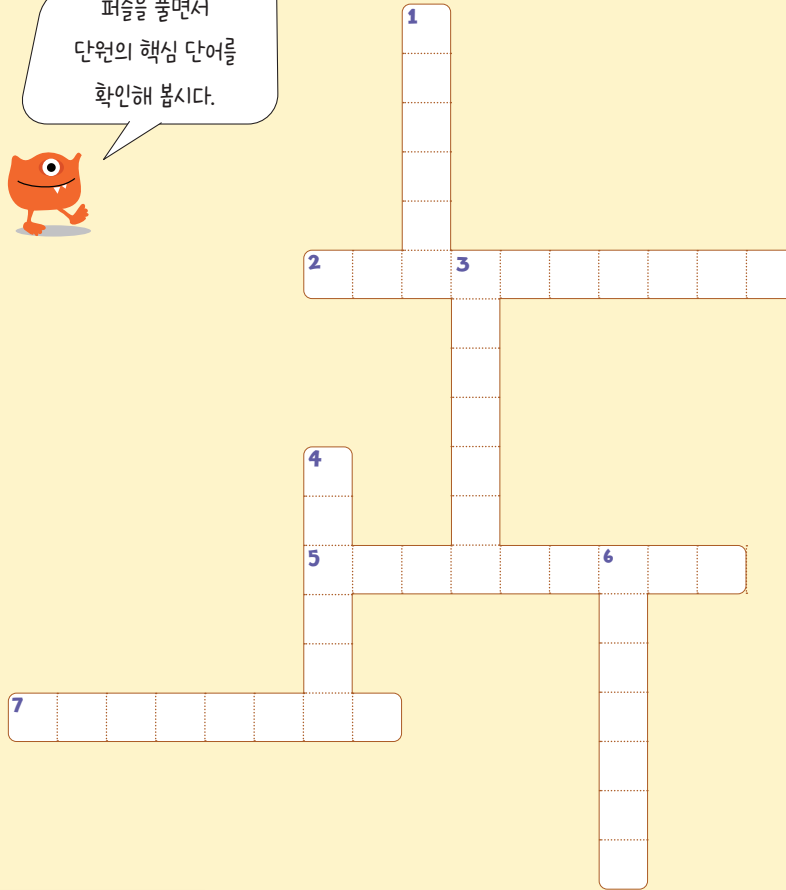

- 5 본문 20쪽을 읽고, 지훈이와 친구들의 심경을 골라 봅시다.
- (a) calm and relaxed
 - (b) sad and depressed
 - (c) amazed and excited



WRITE

- 6 빈칸에 알맞은 말을 넣어 <‘내 친구’ 안내서>를 써 봅시다.

- He/She smiles when _____.
- He/She gets angry when _____.
- He/She is _____.
- He/She is good at _____.



- Down**
- 1 진공
 - 3 관찰하다
 - 4 수수께끼
 - 6 깊은 인상을 주다

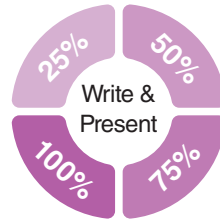
- Across**
- 2 분위기, 공기
 - 5 형사, 탐정
 - 7 혼란스러워하는

Check Yourself

1 이 단원의 Big Question에 답해 봅시다.

How can we build a real friendship?

2 영역별 학습 목표를 얼마나 달성했는지 표시해 봅시다.



3 자신의 학습 태도를 점검해 봅시다.

- ☐ 수업에 적극적으로 참여했나요?
- ☐ 친구와 서로 공감하고 배려하며 잘 협업했나요?
- ☐ 배운 내용을 다양한 상황에 적용할 수 있도록 노력했나요?

Lesson

2

Into the K-Culture

Big Question

How does culture shape our thoughts and actions?

The Startline

Exploring Korea

Listen & Speak

- Experience Korean Culture

㉠ 의도 표현하기

- Enjoy the K-Culture Festival!

㉠ 동의하기

Read

How About a Game of Yunnori?

㉠ 다의어

㉠ 접속사 / 병렬 구조



Write & Present

Create Your Own Rule!

Teen Vibes

- Living in a Different Country
- Around the World in Games

Fun Time

Project Time




GET READY

우리 문화를 상징하는 것에는 어떤 것이 있는지 알아보시다.



Street Cheering



Haenyeo



Ondol



Five-day Markets



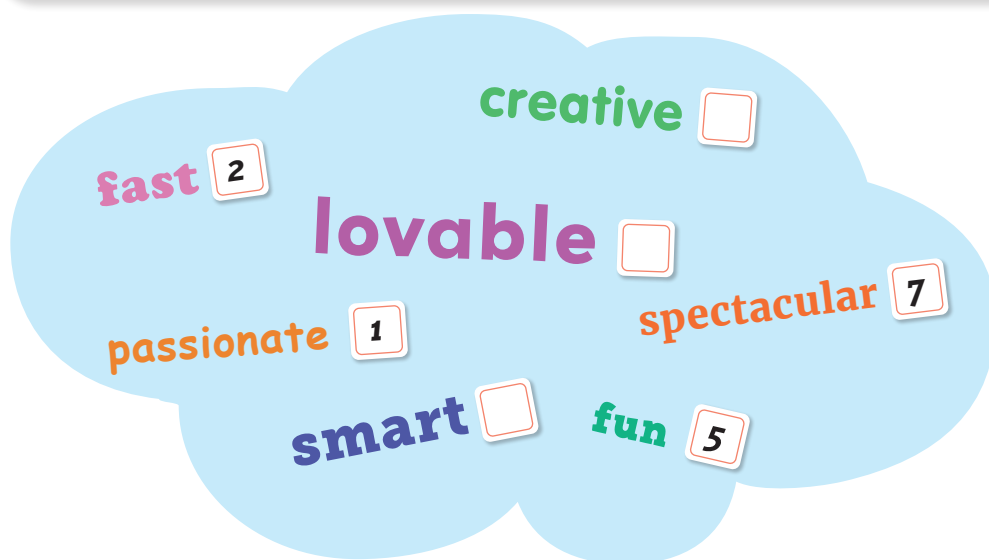
Onggi



Kimchi

VIEW & TALK

1 영상을 보고, 우리나라의 특징으로 소개된 것을 순서대로 표시해 봅시다.



2 우리나라를 한 단어로 표현한다면 어떤 단어가 좋을지 적어 보고, 그 이유는 무엇인지 친구들과 이야기해 봅시다.

I think Korea is _____ because _____.





LISTEN IN



1 대화를 듣고, 두 사람이 토요일에 하기로 한 일을 골라 봅시다.

- Ⓐ visit a museum
- Ⓑ go to a festival
- Ⓒ eat at a restaurant

2 대화를 다시 듣고, 두 사람이 토요일에 만나기로 한 시각을 골라 봅시다.

Ⓐ



Ⓑ



Ⓒ



SPEAK OUT

3 우리 문화를 체험하고 싶어 하는 외국인 친구가 있다면 여러분은 그 친구와 함께 무엇을 하고 싶은가요? 친구들과 대화해 봅시다.

enjoy shopping in Dongdaemun ☐

wear hanbok and take photos at Gyeongbokgung ☐

visit the National Hangeul Museum and make Korean names with hangeul ☐



Your own

A My American friend, Olivia, is coming to Seoul next week.

B Oh, really? What are you planning to do with her?

A We have exciting plans! First, we're planning to enjoy shopping in Dongdaemun.

B Cool! And then?

A We'll wear hanbok and take photos at Gyeongbokgung.

Enjoy the K-Culture Festival!



동의하기
That's right.

LISTEN IN

1 대화를 듣고, 두 사람이 가장 먼저 방문할 곳을 골라 봅시다.

- Ⓐ the K-Food booth
- Ⓑ the K-Beauty booth
- Ⓒ the K-Webtoon booth



2 대화를 다시 듣고, 괄호 안에서 각각 알맞은 것을 골라 봅시다.

Q Where is the K-Webtoon booth?

A It's (next to / in front of) (the K-Beauty booth / the K-Food booth).

SPEAK OUT

3 우리나라를 방문한 외국인이 적은 메모를 보며, 우리 문화에 대해 친구들과 대화해 봅시다.

Hanbok



- beautiful
- has pretty lines and shapes

Korean food



- colorful
- comes with lots of side dishes

K-Pop



- dynamic
- has cool dance moves

A What do you think of hanbok?

B I think hanbok is beautiful.

A What makes you think so?

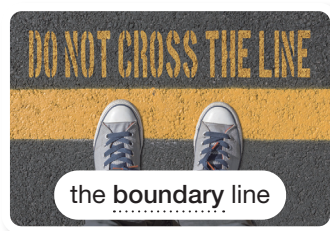
B It's because it has pretty lines and shapes.

A That's right.



KEY WORDS

1 밑줄 친 표현의 뜻을 추측하고, 짐작한 것이 맞는지 확인해 봅시다.



WORD BUILDING

2 밑줄 친 단어가 각각 어떤 뜻으로 쓰였는지 파악한 뒤, 빈칸에 공통으로 들어갈 말을 써 봅시다.

- The plane landed safely on land.
- Don't stick the stickers on the sticks.
- This would be a good place to place a desk.
- If you don't turn around three times, you will lose your turn.

- (1)
- Speak quietly in a public _____.
 - It is good to _____ the pot by the window.

- (2)
- We used glue to _____ the pieces together.
 - He drew a circle in the sand with a _____.



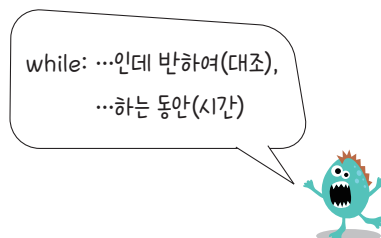
Core Structures



POINT 1 접속사

밑줄 친 접속사에 주의하여 문장을 읽어 봅시다.

1. You cannot tell since the sticks roll randomly.
2. When people play *Yunnori*, they take turns throwing the four sticks together.
3. You can throw the sticks again while the opponent's piece must return to the starting station.

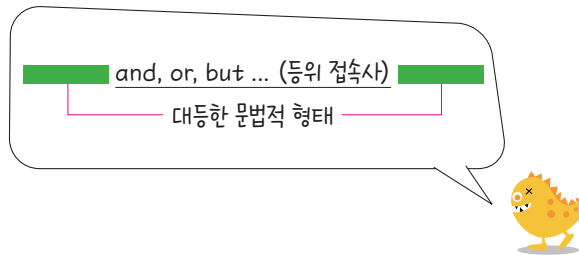
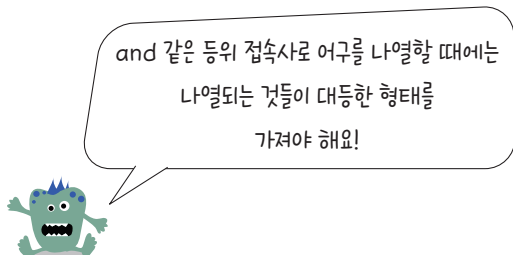


Quiz I left early (since / while) I had to catch a bus.

POINT 2 병렬 구조

밑줄 친 부분에 주의하여 문장을 읽어 봅시다.

1. You can take the station and throw the sticks again.
2. I enjoy shopping, traveling alone, and reading books.
3. In the old days, people played *Yunnori* to make family bonds stronger and express hopes for a good harvest.



Quiz My hobbies are listening to music and (to take / taking) pictures.




Topic Preview

FOCUS ON TOPIC

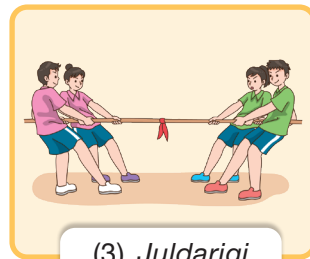
1 우리나라 전통 놀이의 규칙으로 알맞은 것을 연결해 봅시다.



(1) *Tuho*



(2) *Jegichagi*



(3) *Juldarigi*

a

Pull the rope until one team crosses the line on the ground.

b

Throw as many arrows as possible into a pot.

c

Kick the *jegi* into the air as many times as you can.

2 옷놀이에 대해 여러분이 알고 있는 사실에 모두 V 표시를 해 봅시다.

Yut Quiz

How much do you know about *Yunnori*?

1. You need four sticks for *Yunnori*. ☐
2. It has been played since the Three Kingdoms Period. ☐
3. The wooden sticks are called "*yut*." ☐
4. There are usually 29 stations on the game board of *Yunnori*. ☐
5. *Do*, *gae*, *geol*, *yut*, and *mo* come from the names of animals. ☐

How About a Game of Yunnori?



Have you ever played *Yunnori*? It is a traditional board game that Koreans used to play from New Year's Day to the First Full Moon of the lunar calendar. Did you know that the game has a long history? It is believed that the game has been played since the
5 Three Kingdoms Period. In the old days, people played *Yunnori* to make family bonds stronger and express hopes for a good harvest. This tradition has continued, and *Yunnori* remains a popular board game that many people still enjoy.

Reading Tip

배경지식과 연계하며 글의 내용을 파악합니다.

1 Why did people play *Yunnori* in the old days?

Over to You 1

Have you ever played *Yunnori* before?




☐ traditional ☐ used to ☐ lunar ☐ the Three Kingdoms Period ☐ bond ☐ harvest ☐ continue ☐ remain

2 What do you need to play Yunnori?

3 The *yutpan* always has the same size and shape. T / F

To play *Yunnori*, you need a board, four wooden sticks, and a set of game pieces. The board for the game is called *yutpan*. It comes in different sizes and shapes, but it is usually a square with two diagonal lines. As you can see below, a total of 29 stations are on the board.









☐ stick ☐ piece ☐ come in ☐ square ☐ diagonal ☐ below ☐ station

When your board is ready, you need four wooden sticks. The sticks, called *yut*, are flat on one side and rounded on the other. You throw the sticks on the floor. Then you move game pieces on the board based on the result of each throw. How many sticks will land

5 with the flat side up? You cannot tell since the sticks roll randomly. This adds to the excitement of the game. All the sticks must stay inside the boundary; if not, you lose a turn.


4 What does *yut* look like?

5 Players can move game pieces on the board before throwing the sticks. **T / F**

Korean Name	Result	Meaning
do 	1 flat side up, 3 rounded sides up	+1 Move 1 space.
gae 	2 flat sides up, 2 rounded sides up	+2 Move 2 spaces.
geol 	3 flat sides up, 1 rounded side up	+3 Move 3 spaces.
yut 	4 flat sides up	+4 Move 4 spaces.
mo 	4 rounded sides up	+5 Move 5 spaces.
back-do 	1 specially marked flat side up, 3 rounded sides up	-1 Move 1 space back.

Get another turn.

☐ flat ☐ throw ☐ based on ☐ result ☐ land ☐ randomly ☐ boundary ☐ turn

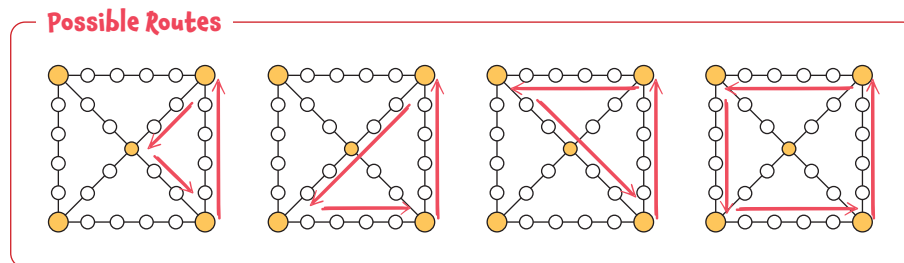


The game pieces, called *mal*, should be small so that you can place them on stations. Any small objects can be used as game pieces. Each player usually has four pieces, but the sets of pieces should look different from player to player.

6 *Mal* should be _____ and look _____ from player to player.

- 5 When people play *Yunnori*, they take turns throwing the four sticks together. Players move game pieces on the board depending on the result of each throw. In each turn, a player can move a piece already on the board or place an additional piece on the board. If a piece lands on an opponent's station, you can take the station and
- 10 throw the sticks again while the opponent's piece must return to the starting station. If a piece lands on one of your own pieces, both can move together as one. When a piece is on a corner or in the center, the player can choose which way to move. The player who moves all the pieces back to the starting station first wins.

Yunnori can also be played in teams.



☐ so that ☐ place ☐ object ☐ take turns -ing ☐ depending on ☐ additional ☐ opponent ☐ return

7 You can make *Yunnori* more fun by creating your own _____ and introducing _____ exciting _____.

Over to You 2

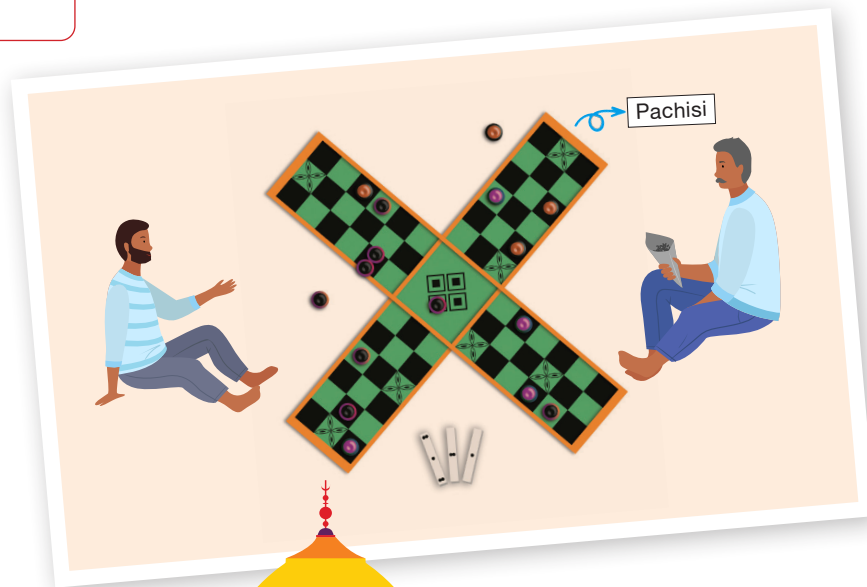
Why do people play board games around the world?

Pachisi(파치시)

Pachisi는 고대 인도의 귀족들이 즐기던 전통 놀이로, 윗놀이와 놀이 방법이 매우 비슷해요. 주사위를 던져 십자 모양 놀이판에서 게임 말을 이동하고, 가장 먼저 네 개의 말을 완주시킨 사람이 우승하는 놀이입니다.

You can be imaginative and have more fun with *Yunnori*. You can create your own board. For example, some of the stations can have special missions for players, or your board can look completely different from a traditional one. Also, you can introduce exciting rules such as “Speak only in English during the game.” To add more excitement, you can make players turn around three times before each throw. If you learn more about similar board games from around the world, such as Pachisi from ancient India or Barjis in Syria, you will be able to get some really creative ideas. Even in the age of modern technology, board games can still be attractive and fun.

Adapted from <https://encykorea.aks.ac.kr>



☐ imaginative ☐ mission ☐ completely ☐ turn around ☐ similar ☐ ancient ☐ creative ☐ attractive



GRAPHIC ORGANIZER

1 빈칸에 알맞은 말을 넣어 윷놀이에 대한 정보를 요약한 글을 완성해 봅시다.

Yunnori: a ⁽¹⁾ _____ board game of Korea

Purposes

- to make family bonds stronger
- wish for a good ⁽²⁾ _____

What You Need

Yutpan	Yut	Mal
the ⁽³⁾ _____ for the game	wooden sticks	small ⁽⁴⁾ _____ as game pieces

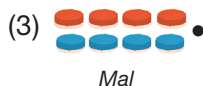
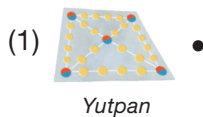
Rules

- to move game pieces on *yutpan* based on the ⁽⁵⁾ _____ of each throw
- to move all the pieces back to the starting station first to ⁽⁶⁾ _____

board result objects harvest traditional win

DETAILS

2 각 문장이 어떤 윷놀이 도구에 관한 설명인지 연결해 봅시다.



- (a) Players can place them on stations.
- (b) They are flat on one side and rounded on the other.
- (c) Each player usually has four pieces.
- (d) It comes in different sizes and shapes.
- (e) Players throw them on the floor.
- (f) It is usually a square with two diagonal lines and has 29 stations.

부록에 있는 윷판을 이용하여
창의적인 윷판 규칙을 만들고, 친구들과 놀이해 봅시다.



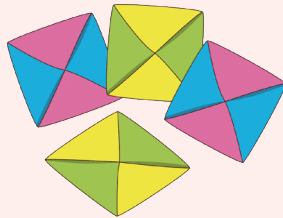


STEP 1 STUDY THE MODEL

우리나라의 전통 놀이에 새로운 규칙을 더해 소개하는 카드 뉴스를 읽고, 각 항목이 어떤 내용으로 구성되어 있는지 살펴봅시다.

1. 전통 놀이 이름

The Name of the Game:

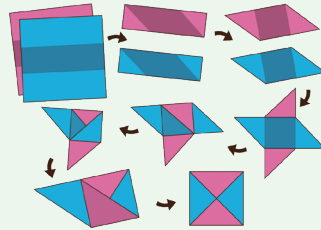


Ttakjichigi,
Traditional Korean Game

Today, I'm going to tell you about
Ttakjichigi.

2. 놀이에 필요한 준비물

What You Need:



2 pieces of paper

When you play this game, you will
need 2 pieces of paper to make a
ttakji.

3. 놀이 방법

How to Play:



Flip over the other's *ttakji* first!

Players take turns hitting each
other's *ttakji.* The player who flips
over the other's *ttakji* first wins.

4. 나만의 새로운 규칙

My New Rule:



I have a new rule for the game. It is
to use English only during the
game. If players fail to keep this
rule, they will lose their turn.

STEP 2 BRAINSTORM YOUR IDEAS

여러분은 어떤 전통 놀이를 소개하고 싶은가요? 항목별로 간단히 메모해 봅시다.

The Name of the Game

What you Need

How to Play

My New Rule

우리말을 영문으로 쓸 때에는 국립국어원의
'한국어 어문규범' 누리집(kornorms.korean.go.kr)의
국어의 로마자 표기법 '용례 검색'을 참고하세요.

STEP 3 WRITE YOUR OWN

항목별로 알맞은 이미지를 찾은 뒤, **STEP2**에 메모한 것을 이용하여 전통 놀이를 소개하는 카드 뉴스를 완성해 봅시다.

1

The Name of the Game:

Today, I'm going to tell you about _____.

2

What You Need:

When you play this game, you will need _____.

3

How to Play:

Players _____.

The player who _____ wins.

4

My New Rule:

I have a new rule for the game. It is _____ during the game. If players fail to keep this rule, they will _____.

STEP 4 REVISE AND COMPLETE

여러분이 쓴 글을 스스로 검토한 뒤 짝과 바꾸어 읽으며 한 번 더 점검해 보고, 최종적으로 글을 완성해 봅시다.

- 1 어떤 놀이인지 이해하기 쉽게 설명했나요? YES NO
 - 2 이미지와 글이 주어진 항목에 어울리나요? YES NO
 - 3 문장의 형식에 맞춰 썼나요? 다음 사항들을 확인해 봅시다.
- ☐ 철자 ☐ 대·소문자 ☐ 문장 부호 ☐ 어법



Present Your Writing



1

여러분이 쓴 글을 발표하기 위해 아래의 도움말을 참고해 봅시다.

Tips for Presentation

- 1 발표 전에 실제처럼 연습해 보세요. 동영상으로 촬영하면 좋아요.
- 2 청중들에게 반갑게 인사하세요.
- 3 작성한 카드를 그대로 보고 읽지 마세요. 카드의 내용을 자신의 말로 설명하세요.

2




전통 놀이를 소개하는 카드 뉴스를 발표하고, 우리 반 자료실에 게시해 봅시다.

Let me introduce one of the traditional Korean games. Today, I'm going to tell you about *Ttakjichigi*. When you play this game, you will need 2 pieces of paper to make a *ttakji*. Players take turns hitting each other's *ttakji*. The player who flips over the other's *ttakji* first wins. I have a new rule for the game. It is to use English only during the game. If players fail to keep this rule, they will lose their turn. When you and your friends are bored, why don't you give this game a try? Thank you for listening!



3

친구들의 발표를 듣고 전통 놀이에 대해 메모해 봅시다.



Fun Time

Living in a Different Country

우리나라를 방문한 외국인이 겪은 문화 충격에 대해 읽고, 그들이 놀란 이유를 말해 봅시다.




Project Time

Around the World in Games

STEP 1 다른 나라의 놀이를 모둠별로 조사해 봅시다.

The Game We Want to Introduce




* 놀이 이름과 국가, 규칙 등 구체적인 정보를 검색해 봅시다. 

STEP 2 위의 내용을 바탕으로 동영상 촬영을 위한 스토리보드를 만든 뒤, 동영상을 촬영해 봅시다.



We are going to introduce the egg and spoon game.
It is played in England and other countries.



For this game, you will need eggs and spoons.



In the egg and spoon race, you have to hold an egg on a spoon and walk or run to the finish line without dropping it.



If the egg is dropped, you must go back to the starting line and try again.



The first person to cross the finish line with an egg on a spoon wins.

STEP 3 모둠별로 동영상을 발표한 후, 어느 모둠이 소개한 놀이가 가장 흥미로웠는지 투표해 봅시다.



LISTEN

- 1 대화를 듣고, 두 사람이 동의한 내용을 골라 봅시다.
- Ⓐ Korean webtoon stories are boring.
 - Ⓑ People can read Korean webtoons online easily.
 - Ⓒ Korean webtoons are unique and popular.

GRAMMAR 1

- 3 빈칸에 공통으로 알맞은 말을 주어진 상자에서 골라 써 봅시다.

while since when

- (1) • _____ we are late, we need to hurry.
 • He has not played basketball _____ he hurt his knee.
- (2) • _____ I was driving to work, I saw a beautiful sunrise.
 • _____ some children prefer cats, others prefer dogs.

READ

- 5 본문 45쪽을 읽고, 빈칸에 알맞은 말을 주어진 상자에서 골라 봅시다.

- (1) If a piece lands on an opponent's station, _____.
- (2) If a piece lands on one of your own pieces, _____.
- (3) If a piece is on a corner or in the center of the board, _____.

- Ⓐ both pieces can move together as one
- Ⓑ you can choose which way to move your piece
- Ⓒ you can take the station and throw the sticks again

SPEAK

- 2 여러분의 이번 주말 계획을 말해 봅시다.

What are you planning to do this weekend?

I'm planning to _____ this weekend.

GRAMMAR 2

- 4 괄호 안에서 어법상 알맞은 것을 골라 봅시다.

- (1) I spent the afternoon playing *Paengichigi* and (hang / hanging) out with friends.
- (2) When you play *Neolttwigi*, you should jump as high as possible and (land / to land) safely on the board.

WRITE

- 6 여러분만의 새로운 제기차기 규칙을 써 보고, 그 규칙을 지키지 않았을 때의 벌칙도 적어 봅시다.

How to Play

1. Players kick *jegi* as many times as possible without letting it fall.
2. The player who kicks the most wins.
3. My new rule for *Jegichagi* is _____.
4. When a player doesn't keep this rule, _____.

워드 스크램블을 풀면서
단원의 핵심 단어를
확인해 봅시다.



우리말 뜻

- 1** 수확; 수확하다 **2** 대각선의; 대각선 **3** 무작위로 **4** 경계, 경계선
5 상대 **6** 전통의, 전통적인 **7** 창의적인, 상상력이 풍부한

1 hvstrate

2 daoglina

3 aolrydnm

4 odyarbnu

5 ntpopoen

6 litaonrdtia

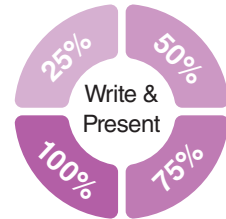
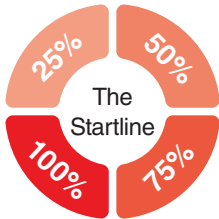
7 tnmgiiaevia

Check Yourself

- 1** 이 단원의 Big Question에 답해 봅시다.

How does culture shape our thoughts and actions?

- 2** 영역별 학습 목표를 얼마나 달성했는지 표시해 봅시다.



- 3** 자신의 학습 태도를 점검해 봅시다.

- ☐ 수업에 적극적으로 참여했나요?
- ☐ 친구와 서로 공감하고 배려하며 잘 협업했나요?
- ☐ 배운 내용을 다양한 상황에 적용할 수 있도록 노력했나요?



Lesson

3

Hit the Road!



Big Question

What can we learn
by traveling?



The Startline

Exciting Holidays

Listen & Speak

- What Do You Want to Do? (F) 바람, 소원, 요망 표현하기
- Share Your Travel Experience (F) 만족이나 불만족 표현하기

Read

A Tour of Colorful
Destinations

(V) 사람을 만드는 접미사 -er, -or, -ist

(G) 관계 대명사 / 관계 대명사 what



Write & Present

Planning a Field Trip

Teen Vibes

- Get Creative with Photos! **Fun Time**
- Playing Travel-Idiom Cards **Project Time**



GET READY

사람들이 여행을 하는 이유는 무엇일까요? 다양한 이유를 읽고, 자신만의 이유를 말해 봅시다.

I travel



to relax



to have fun



to escape from everyday life



to experience
something new and
different



to make new friends



Your own

Thank you for shopping!



VIEW & TALK

1 영상을 보고, 영상의 목적을 골라 봅시다.



Ⓐ to give a warning

Ⓑ to give information

Ⓒ to get assistance

2 여러분은 어떤 휴가를 즐기고 싶은가요? 친구들과 이야기해 봅시다.

I want to enjoy _____.







LISTEN IN



1 대화를 듣고, 여학생의 마지막 말에 대한 남학생의 응답으로 가장 적절한 것을 골라 봅시다.

- (a) Never mind. It doesn't matter.
- (b) That sounds great! Enjoy your trip.
- (c) Thank you for your suggestions. I'll consider them.

2 대화를 다시 듣고, Jason이 방학 때 하고 싶어 하는 일을 골라 봅시다.



SPEAK OUT

3 여러분은 방학 때 어디에서 무엇을 해 보고 싶은가요? 친구들과 방학 계획에 대해 대화해 봅시다.

<input type="checkbox"/> Jeju	<input type="checkbox"/> Seoul	<input type="checkbox"/> Buyeo	<input type="checkbox"/> ride a horse <input type="checkbox"/> enjoy shopping <input type="checkbox"/> try the local food <input type="checkbox"/> go for a hike <input type="checkbox"/> play on the beach <input type="checkbox"/> visit historical sites
<input type="checkbox"/> Busan	<input type="checkbox"/> Gyeongju	<input type="checkbox"/> Dubai	
<input type="checkbox"/> London	<input type="checkbox"/> Bangkok	<input type="checkbox"/> Singapore	
<div style="border: 1px dashed red; height: 40px; width: 100%;"></div> <div style="text-align: right; color: blue; font-size: small;">Your own</div>			

A Are you doing anything exciting this vacation?

B Yeah, I'm thinking of going to Gyeongju.

A Oh, really? What do you want to do there?

B I want to visit historical sites.

A Cool! I hope you have a great time in Gyeongju!

Share Your Travel Experience



만족이나 불만족 표현하기

I was really satisfied with

LISTEN IN

1 대화를 듣고, 유나가 여행에서 가장 만족했던 것을 골라 봅시다.



2 대화를 다시 듣고, 빈칸에 알맞은 말을 써 봅시다.

Yuna thought the food in London was too _____.

SPEAK OUT

3 멕시코로 여행을 다녀온 사람들의 후기를 보며, 여행 경험을 묻고 답하는 대화를 연습해 봅시다.

My Trip to Mexico

Sightseeing

The pyramids were fantastic, and our guide was amazing.

Accommodations

The hotel was the best. It was very clean and comfortable.

Food

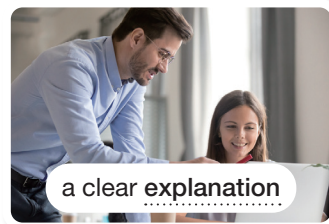
I tried some street food, and it was just right for me.

- A Where did you go on your vacation?
 B I went to Mexico with my family.
 A Wow! How was the trip?
 B I was really satisfied with the trip. I especially enjoyed sightseeing.
 A What was so good about it?
 B The pyramids were fantastic, and our guide was amazing.
 A That sounds great!



KEY WORDS

1 밑줄 친 표현의 뜻을 추측하고, 짐작한 것이 맞는지 확인해 봅시다.



WORD BUILDING

2 -er, -or, -ist의 기능과 뜻을 생각해 본 뒤, 질문에 답해 봅시다.

travel + **-er** = traveler

teacher singer
writer dancer

visit + **-or** = visitor

inventor collector
actor editor

tour + **-ist** = tourist

artist specialist
violinist novelist

(1) Who is the best **dancer** in your class?

(2) Who do you think is the greatest **inventor**?

(3) Who is your favorite **artist**?

Core Structures



POINT 1 관계 대명사

밑줄 친 관계 대명사에 주의하여 문장을 읽어 봅시다.

1. The name Izamal means “dew that falls from the heavens.” <주격>
2. This is the exam which I am preparing for. <목적격>
3. Santorini is a beautiful island whose great volcanic scenery and dramatic sunsets attract tourists from around the world. <소유격>

선행사	주격	목적격	소유격
사람	who	who(m)	whose
사물	which	which	whose / of which
사람·사물	that	that	-

Quiz The hamburger (which / whose) I ate yesterday was really salty.

POINT 2 관계 대명사 what

밑줄 친 부분에 주의하여 문장을 읽어 봅시다.

1. What is more surprising is that most buildings in Jaipur are pink.
<주어 역할>
2. Naturally, Santorini is what comes to mind when many people hear the word Greece.
<보어 역할>
3. I can't believe what he said.
<목적어 역할>

관계 대명사 what	선행사 포함 (= the thing(s) that)
	...하는 것 (명사절)
	what이 이끄는 절은 주어, 보어, 목적어 역할을 함

Quiz Kindness costs nothing, but it is what matters most in relationships.
(보어 역할 / 목적어 역할)



Topic Preview

FOCUS ON TOPIC

1 다음과 같이 색과 관련된 의견을 구하는 친구가 있다면 여러분은 어떤 색을 추천하고 싶은가요?

I like the sea. I want to feel the sea every day.



I want to welcome my grandparents for a visit.
What color should I use to decorate the door?






I heard there's a color that mosquitoes don't like.
How can I keep mosquitoes away?



2 여행자들이 많이 방문하는 다음 세 나라에 대한 정보를 찾아 친구들과 공유해 봅시다.

Greece ...

Greece 	<i>The capital is Athens.</i> _____ _____ _____
Mexico 	<i>It is famous for tacos and burritos.</i> _____ _____ _____
India 	<i>You can see the Taj Mahal and Hawa Mahal.</i> _____ _____ _____



A Tour of Colorful Destinations



Tourists go to many places around the world. Popular destinations have their own charms, such as beautiful natural sights, rich historical traditions, attractive buildings, or even fast-paced styles of living. In some destinations, however, it is the striking colors that take their
5 breath away. Let's look at three such colorful places.

Reading Tip

글의 내용을 머릿속에 그리며 읽으면
서 주요 정보를 메모합니다.

- 1 Some popular destinations are known for their striking colors. **T/F**

Over to You 1

Do you know any cities in Korea that are known for specific colors?

☐ destination ☐ tourist ☐ charm ☐ historical ☐ striking ☐ take one's breath away



Santorini, Greece

2 White and _____ are the colors of Santorini.

Santorini

Santorini(산토리니)는 그리스 에게해 남부에 위치한 작은 섬입니다. 그리스 본토와는 200km 정도 떨어져 있으며, 그림 같은 경치와 아름다운 일몰로 유명해요.

Santorini is a beautiful island whose great volcanic scenery and dramatic sunsets attract tourists from around the world. Thanks to its striking nature, Santorini has been in many movies, television shows, and commercials. Naturally, Santorini is what comes to mind when many people hear the word Greece. This destination is also most famous for its white-washed houses and blue windows, doors, and roofs.

- ☐ volcanic ☐ scenery ☐ attract ☐ commercial ☐ come to mind ☐ be famous for
☐ white-washed ☐ roof





Why the houses are white and blue remains a mystery. One explanation has to do with war. Germany invaded the island and banned the Greek flag during World War II. In protest, the islanders painted their houses in the blue and white colors of the Greek flag.

5 A more reasonable explanation is based on nature. Houses were painted in white just because white keeps houses cool in the hot summer. Windows, doors, and roofs were painted in blue since the islanders loved the blue sea and skies. Whatever the origin of the colors, millions of tourists visit Santorini each year and enjoy the
10 wonderful colors of the Greek island.

3 Which color helps keep houses cool in the hot summer?

* Adapted from <https://www.visitgreece.gr/islands/cyclades/santorini/>

-
- ☐ remain ☐ explanation ☐ have to do with ☐ invade ☐ ban ☐ flag
☐ in protest ☐ islander ☐ reasonable ☐ be based on ☐ origin ☐ millions of



Izamal, Mexico

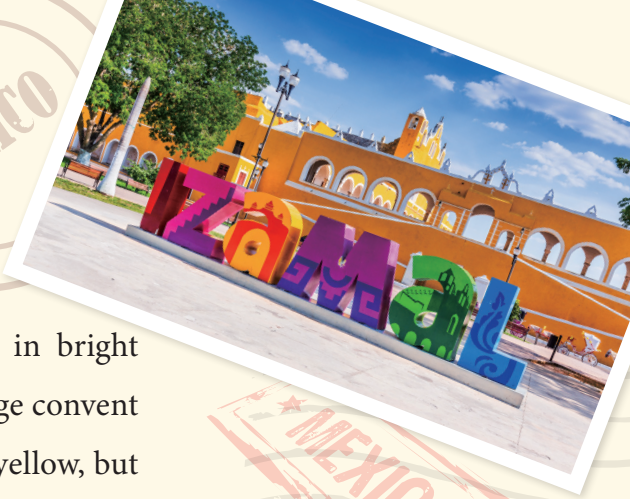


4 What does the name Izamal mean?

5 Izamal is known as a town with three (pyramids / cultures).

Nicknamed “The Yellow City,” Izamal is a small town in the state of Yucatan. The name Izamal means “dew that falls from the heavens.” Izamal was founded nearly 2,000 years ago by the Maya. The largest Mayan ruin in Izamal is Kinich Kak Moo. It is a 35-meter-high pyramid that has ten levels. Izamal is also a town with three cultures. As a UNESCO World Heritage Site, it features Mayan ruins, Spanish colonial buildings, and today’s busy modern culture.

☐ nickname ☐ state ☐ dew ☐ found ☐ ruin ☐ heritage ☐ feature ☐ colonial




The whole town, aside from the Mayan remains, is in bright yellow. All the colonial buildings, the market, and the huge convent are in this cheerful color. Izamal is really a monument of yellow, but it remains unclear why the town was painted in yellow. By painting
5 nearly everything in yellow, perhaps people wanted to pay respect to the Mayan sun god. It is also possible that they wanted to celebrate the Pope's visit. Or they may have just wanted to keep mosquitoes away. Considering the rich historical traditions, it is not surprising that the Mexican government named Izamal as a "magic town."

6 There is one clear reason why Izamal was painted in yellow. **T / F**

* Adapted from <https://whc.unesco.org/en/tentativelists/5394/>

- ☐ aside from ☐ remains ☐ convent ☐ cheerful ☐ monument ☐ perhaps
☐ pay respect to ☐ pope ☐ keep ... away ☐ mosquito ☐ consider ☐ government





Jaipur, India

7 What color can you see everywhere in Jaipur?

Over to You 2

Which of the three colorful destinations do you want to visit the most, and why?

#awa Mahal

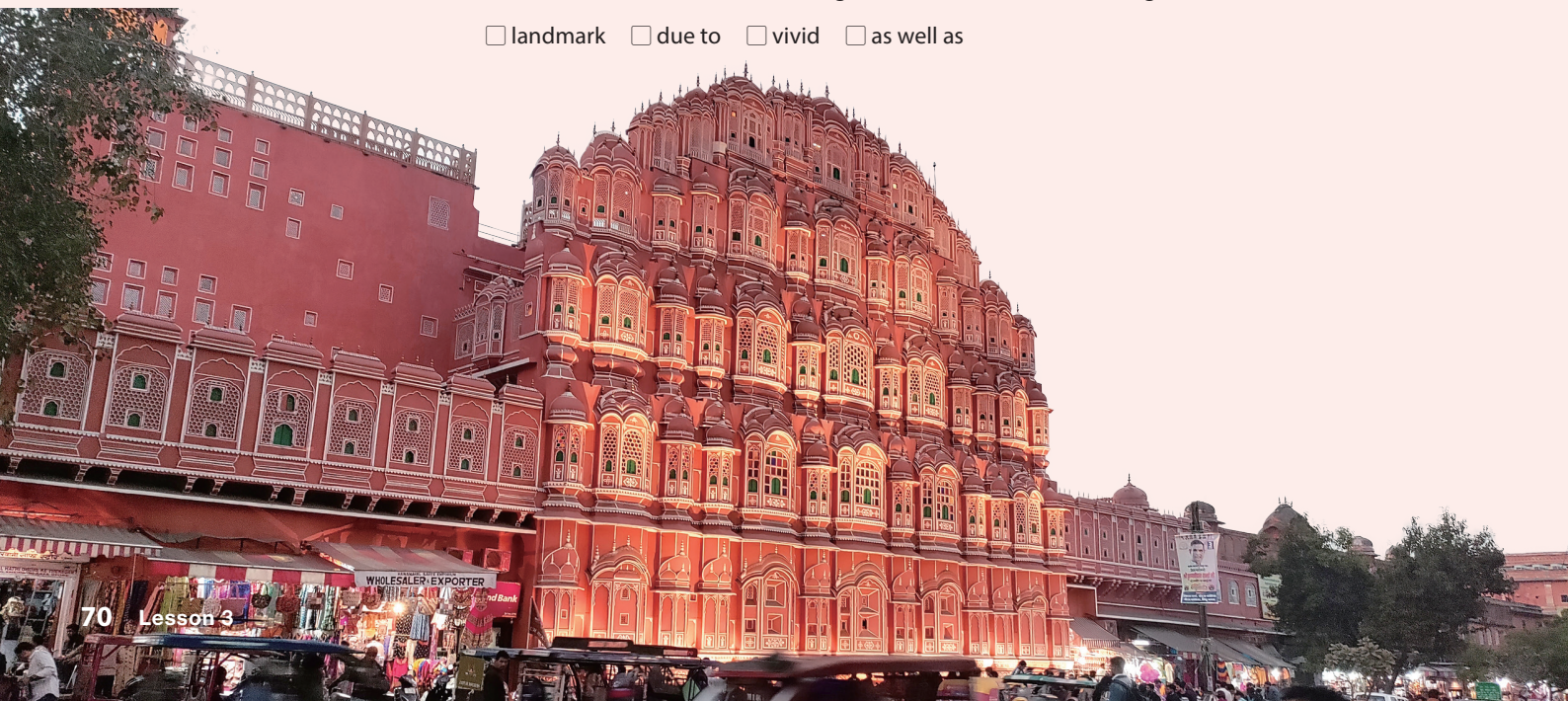
Hawa Mahal(하와 마할)은 5층 짜리 궁전으로, 독특하고 복잡한 건축 디자인으로 유명해요. 거리를 마주한 수많은 발코니가 인상적인 건물입니다.

Jaipur, the state capital of Rajasthan, is a highly popular tourist destination. It is a city of ancient forts and royal palaces, and visitors can enjoy not only the history of the city but also beautiful views of the surrounding green hills. Jaipur has many remarkable places that tourists can visit, including the Samrat Yantra, where the world's largest sundial awaits visitors. What is more surprising is that most buildings in Jaipur are pink. The Maharaja ("Great King") of Jaipur had most of the buildings painted in pink to welcome a visit by Britain's royal family in 1876. The most famous pink landmark is Hawa Mahal ("Palace of Winds"). Due to this, Jaipur became known as "the Pink City."

Colors tell interesting stories. By exploring colorful places around the world, you will get to know exciting stories about them. Perhaps photos of these vivid destinations can make your life as well as your album more colorful.

* Adapted from <https://whc.unesco.org/en/list/1605/>



- ☐ ancient ☐ fort ☐ surrounding ☐ remarkable ☐ including ☐ sundial
☐ landmark ☐ due to ☐ vivid ☐ as well as





GRAPHIC ORGANIZER

1 빈칸에 알맞은 말을 넣어 본문에 소개된 관광지 세 곳에 대한 정보를 완성해 봅시다.

Location	Color	Explanation / Origin
 ⁽¹⁾ _____, Greece	white and blue	- colors of the Greek ⁽²⁾ _____ - white: to keep houses cool in the hot summer - blue: to show the islanders' love for the blue sea and skies
 Izamal, Mexico	yellow	- to pay respect to the Mayan sun god - to ⁽³⁾ _____ the Pope's visit - to keep mosquitoes away
 Jaipur, ⁽⁴⁾ _____	pink	- to welcome a ⁽⁵⁾ _____ by Britain's royal family

celebrate visit flag India Santorini

DETAILS

2 각 문장이 Santorini에 대한 설명이면 S, Izamal에 대한 것이면 I, Jaipur에 대한 것이면 J를 써 봅시다.

- (1) It is a city of ancient forts and royal palaces. ()
- (2) The government named it as a "magic town." ()
- (3) It was invaded by Germany during World War II. ()
- (4) Visitors can see the world's largest sundial here. ()

여러분이 살고 있는 도시를 어떤 색으로 표현하고 싶나요?
색을 사용해서 도시의 슬로건을 만들어 보세요.





STEP 1 STUDY THE MODEL

체험 학습을 위한 1박 2일 여행 일정표를 보고, 어떤 내용으로 구성되어 있는지 살펴봅시다.

Class Field Trip / Group 1

A Food Trip

Destination	Transportation	Accommodations
Busan	KTX train	guesthouse

Day 1	09:00 [Departure for Busan]	- leave Seoul Station
	12:00 ~ 13:30 [Lunch]	- eat <i>milmyeon</i> in Busan
	13:30 ~ 17:00 [Sightseeing]	- go to Haeundae Beach - visit Dongbaek Island
	17:00 ~ 19:00 [Dinner]	- eat raw fish and roasted fish
	19:00 ~ 21:00 [Free time]	- take some fun photos

Day 2	08:00 ~ 09:00 [Breakfast]	- eat breakfast
	09:00 ~ 12:30 [Sightseeing]	- visit Gamcheon Culture Village - go to Gukje Market
	12:30 ~ 13:30 [Lunch]	- enjoy the local food, such as fish cake soup and <i>ssiat hotteok</i> while looking around the streets
	14:00 [Departure for Seoul]	- take a train at Busan Station

모둠별로 여행 일정을 기획하고 일정표를 작성하는 글쓰기 활동을 통해 협업하는 역량을 키우고, 서식에 맞게 글을 작성하는 능력을 향상시킬 수 있습니다.

STEP 2 BRAINSTORM YOUR IDEAS

모둠별로 1박 2일 여행 일정표를 어떻게 구성할지 의논하며 의견을 메모해 봅시다.




모듬원들끼리 역할을 정해서 서식에 있는 항목에 맞춰 글을 써 보세요. 온라인 협업 도구를 활용하면 좋아요.



STEP 3 WRITE YOUR OWN

STEP2에 메모한 것을 이용하여 여러분의 여행 일정표를 완성해 봅시다.



Class Field Trip / Group _____

A _____ Trip

Destination	Transportation	Accommodations
Day 1	[Departure for _____]	
	[Lunch]	
	[Sightseeing]	
	[Dinner]	
	[Free time]	
Day 2	[Breakfast]	
	[Sightseeing]	
	[Lunch]	
	[Departure for _____]	

STEP 4 REVISE AND COMPLETE

여러분의 모둠이 작성한 여행 일정표를 검토하고 다른 모둠과 바꾸어 읽으며 한번 더 점검한 뒤, 글을 완성해 봅시다.

- 1 여행 일정이 목적에 맞고 친구들이 흥미를 느낄 수 있게 구성되었나요? YES NO
 - 2 주어진 서식에 맞추어 내용을 바르게 작성했나요? YES NO
 - 3 문장의 형식에 맞춰 썼나요? 다음 사항들을 확인해 봅시다.

☐ 철자
☐ 대·소문자
☐ 문장 부호
☐ 어법



Present Your Writing



1 여러분이 쓴 글을 발표하기 위해 아래의 도움말을 참고해 봅시다.

Tips for Presentation

- 1 자신감 있는 자세와 목소리로 말하세요.
- 2 화면을 계속 쳐다보지 말고, 청중들과 눈을 마주치세요.
- 3 청중들에게 질문이 있는지 확인하세요.

2 여러분이 계획한 여행 일정을 모듈별로 발표해 봅시다.

테마 / 목적지

Here is our team's plan for the class field trip. Our team's theme for the trip is **food**! We think **Busan** is the best choice for our group's two-day trip.

교통편 / 숙소

We'll take the **KTX train** to **Busan**. We'll stay at a **guesthouse**.

먹고 싶은 음식

We'd like to try **milmyeon**, **raw fish**, **roasted fish**, **fish cake soup**, and **ssiat hotteok** there.

가고 싶은 곳 / 하고 싶은 일

We'd also like to visit **Haeundae Beach**, **Dongbaek Island**, **Gamcheon Culture Village**, and **Gukje Market**. Lastly, we hope to **take some fun photos** during our free time.

Is our team's plan exciting enough?
Any questions? Thank you for listening.



모듈별 발표가 끝난 뒤 가장
인기 있는 여행 일정
세 개를 선정해 봅시다.





Ten Vibes

Fun Time

Get Creative with Photos!

재미있게 찍은 여행 사진을 보고 어울리는 핵심어를 써 봅시다.



자신만의 방식으로 찍은 여행 사진을 친구들과 공유해 봅시다.






Project Time

Playing Travel-Idiom Cards

STEP 1 모둠별로 여행과 관련한 영어 관용구를 조사해 봅시다.

English Idioms	Meanings
travel light	가볍게 여행하다



STEP 2 앞면에는 영어 관용구, 뒷면에는 관용구의 우리말 뜻을 적어 네 장의 카드를 만들어 봅시다.



STEP 3 한 모둠이 영어 관용구를 말하면 나머지 모둠에서 우리말 뜻을 알아맞히는 놀이를 해 봅시다.



정답을 가장 많이 맞힌
모둠에게 박수를 쳐 주세요.

놀이가 끝나면 카드를 우리 반 영어 학습터에
게시해 보세요.



The Finish Line



LISTEN

- 1 대화를 듣고, 남학생이 추천하는 것을 골라 봅시다.
- Ⓐ a place for camping
 - Ⓑ a book for campers
 - Ⓒ camping equipment

SPEAK

- 2 여러분이 일상생활에서 만족하는 것은 무엇인지 말해 봅시다.

I'm satisfied with _____

GRAMMAR 1

- 3 밑줄 친 부분을 어법에 맞게 고쳐 봅시다.
- (1) They are children that parents both work.
 - (2) The food whose I just ate was very delicious.
 - (3) The person which did not bring the book was in trouble.
 - (4) The man who car was broken called for a repair.

GRAMMAR 2

- 4 괄호 안에서 어법상 알맞은 것을 골라 봅시다.
- (1) I can't believe (what / which) he just said.
 - (2) The singer (what / who) performed last night was amazing.
 - (3) She asks me questions (what / which) are difficult to answer.
 - (4) (What / That) is called "the sea of death" is the Sahara Desert.

READ

- 5 본문의 내용과 일치하면 **T**에, 일치하지 않으면 **F**에 표시해 봅시다.
- (1) Santorini's volcanic scenery and sunsets attract tourists. **T / F**
 - (2) Kinich Kak Moo is a 10-meter-high pyramid with five levels. **T / F**
 - (3) Hawa Mahal is the most famous pink landmark in Jaipur. **T / F**

WRITE

- 6 다음 질문에 대한 답을 써 봅시다.

- Where are you going to go on your vacation?

- Who are you planning to go with?

- What are you going to do there?

퍼즐을 풀면서
단원의 핵심 단어를
확인해 봅시다.

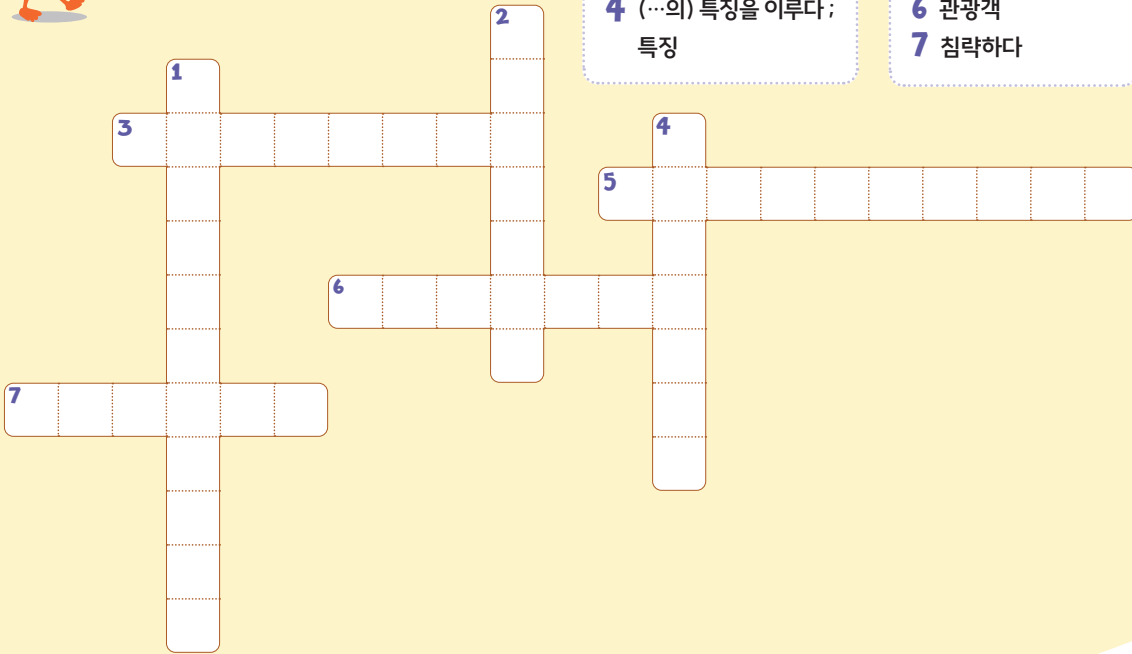


Down

- 1 목적지
- 2 경치, 풍경
- 4 (...의) 특징을 이루다;
특징

Across

- 3 유산
- 5 타당한, 합리적인
- 6 관광객
- 7 침략하다

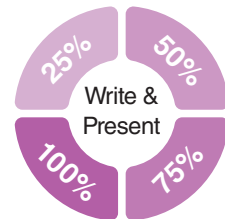
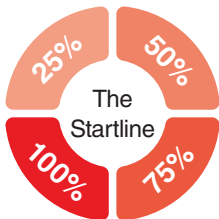


Check Yourself

- 1 이 단원의 Big Question에 답해 봅시다.


What can we learn by traveling?

- 2 영역별 학습 목표를 얼마나 달성했는지 표시해 봅시다.



- 3 자신의 학습 태도를 점검해 봅시다.

- ☐ 수업에 적극적으로 참여했나요?
- ☐ 친구와 서로 공감하고 배려하며 잘 협업했나요?
- ☐ 배운 내용을 다양한 상황에 적용할 수 있도록 노력했나요?



Lesson

4

One Earth, One Chance



Big Question

What can we do to
save Earth?



The Startline

Surprising Secrets
of Mother Nature

Listen & Speak

• Environmental
Issues

㉠ 걱정 표현하기

• Going Green

㉠ 강조하기

Read

Food for Thought

㉠ 명사 – 동사

㉠ so that / so ... that



Write & Present

The Green Challenge

Teen Vibes

- Be an Eco-toonist **Fun Time**
- A Special Day for the Environment **Project Time**



GET READY

환경에 관한 정보를 읽고, 가장 놀라운 것이 무엇인지 말해 봅시다.

There will be more plastic than fish in the ocean by 2050.



One-fourth of all the medicines we use come from rainforests!




Seventy percent of the oxygen we breathe in is produced by the oceans!



Recycling one can save enough energy to run a TV for three hours.



Remember!
There is no planet B.



VIEW & TALK

1 영상을 보고, 영상의 요지를 골라 봅시다.



- a Nature brings us peace.
- b Nature is full of wonders.
- c We should take care of nature.

영상을 다시 보고,
자연이 어떤 역할을 하는지
말해 봅시다.



2 만약 여러분이 자연이라면 인간에게 무슨 말을 하고 싶을까요? 친구들에게 말해 봅시다.



I am your home and your home planet. Please be kind to me.





LISTEN IN



- 1 대화를 듣고, 대화에서 언급되지 않은 자연재해를 골라 봅시다.



- 2 대화를 다시 듣고, 괄호 안에서 알맞은 것을 골라 봅시다.

The girl is worried about the impact of (climate change / water pollution) on bananas.




SPEAK OUT

- 3 기후 변화로 발생하는 문제를 보여 주는 인포그래픽을 보고, 환경 문제에 대해 친구들과 대화해 봅시다.



CLIMATE CHANGE

IS HUMANITY'S "CODE RED" WARNING

Sea level rise	Droughts	Disasters
		
Sea level will rise 30–60cm by 2100. It may result in severe flooding in many coastal cities.	Droughts will make 700 million people leave their homes by 2030.	Disasters will increase by 40% from 2015 to 2030.

- A Hey, have you seen this infographic on climate change?
- B No, let me take a look. Wow, that's really troubling.
- A What are you most worried about?
- B I'm really worried about sea level rise.
- A Me, too. Sea level will rise 30–60cm by 2100. It may result in severe flooding in many coastal cities.
- B We need to take action now.

Going Green



강조하기

It's important that

LISTEN IN

1 다음을 듣고, 강연의 목적을 골라 봅시다.

- (a) to call for action
- (b) to describe a trend
- (c) to suggest fashion styles



2 다음을 다시 듣고, 강연자가 언급하지 않은 것을 골라 봅시다.

- (a) buying fewer clothes
- (b) choosing cheaper clothes
- (c) giving clothes to friends or charities

SPEAK OUT

3 여러분은 환경 보호를 위해 어떤 노력을 하나요? 친구들에게 우리가 실천할 수 있는 것을 말해 봅시다.

- ☐ taking a shorter shower
- ☐ carrying a personal cup or bottle
- ☐ riding a bike instead of using a car
- ☐ turning off the water when brushing teeth
- ☐ turning off the lights when leaving a room
- ☐ _____

Your own



The pollution problem is getting worse. It's important that we take action for the environment. We can start by taking a shorter shower. It may be a small action, but it can make a big difference.



KEY WORDS

1 밑줄 친 표현의 뜻을 추측하고, 짐작한 것이 맞는지 확인해 봅시다.



WORD BUILDING

2 짝 지어진 단어의 관계를 살펴보고 괄호 안에서 알맞은 것을 골라 봅시다.

NOUN

food – feed

death – die

loss – lose

failure – fail

VERB

- (1) You should not (feed / food) animals at the zoo.
- (2) Lots of people (die / death) from hunger in some areas.
- (3) The big flood caused a (lose / loss) of houses and lives.
- (4) The plant may (fail / failure) to grow if it does not receive enough sunlight.

Core Structures



POINT 1 so that

밑줄 친 so that에 주의하여 문장을 읽어 봅시다.

1. For example, they can donate excess food to charities so that it goes to the people who really need it.
2. Freeze leftovers so that they can be used later.
3. We should shop smarter so that food waste is reduced.



so that + 주어+ 동사:
...하기 위해서, ...할 수 있도록(목적)

2처럼 can, could, will 등의
조동사와 함께 쓰이는 경우가 많아요.



Quiz I try to buy eco-friendly products _____ I can help protect Earth.

POINT 2 so ... that

밑줄 친 so ... that에 주의하여 문장을 읽어 봅시다.

1. Hunger is so serious that it needs urgent attention.
2. The waiting line was so long that I could not find the end of it.
3. These actions are so powerful that they will do much to end world hunger.

so + 형용사/부사 + that + 주어 + 동사:
매우 (형용사/부사) 해서 ...하다



Quiz The pollution in the city is _____ bad _____ it is sometimes difficult to breathe.




Topic Preview

FOCUS ON TOPIC

- 1 가장 심각하다고 생각하는 환경 문제를 각자 두 개씩 골라 봅시다. 학급 전체의 의견을 모아 도표로 나타내 봅시다.



What Do You Think Is the Most Serious Pollution?



*온라인 여론 조사 도구를 활용해 봅시다. 

- 2 식품의 이동 경로를 보고, 어디에서 가장 많은 식품이 손실될지 생각해 봅시다.



Food for Thought



Do you know how many people die from hunger? Shockingly, nine million people in the world die from hunger every year, and that number is increasing. Hunger is so serious that it needs urgent attention. However, global hunger is not due to a lack of food. We produce enough food to feed everyone on Earth. The key factor behind the problem is food waste.

Reading Tip

단락의 주요 내용을 파악하고, 이를 연결하여 글의 요지를 이해합니다.

- 1 A lack of food is the main cause of global hunger.

T/F




-
- ☐ hunger ☐ shockingly ☐ increase ☐ urgent ☐ attention ☐ due to ☐ lack ☐ produce
☐ feed ☐ factor

Where Does Food Get Lost or Wasted?



More than one-third of the food that we produce is lost or wasted across the supply chain. But exactly ⁵ how much loss or waste takes place at each step?



On farms

Eleven percent is lost. Farms often grow more food than their workers can harvest, so they leave some of it in the fields. Also, while grains or vegetables ¹⁰ are being harvested, they can be damaged and thrown away.

After harvest

Eight percent is lost. Fresh produce can be damaged on its way to markets. Food can also ¹⁵ be damaged when it is transported from farms to factories for processing.



2 Why do farms leave some food in the field?

- ☐ supply chain
- ☐ exactly
- ☐ loss
- ☐ take place
- ☐ harvest
- ☐ damage
- ☐ throw away
- ☐ on one's way to
- ☐ transport
- ☐ process



During processing

One percent is lost. When fresh food like potatoes is processed to make a product such as potato chips, some may be thrown away for not meeting standards. Food can also go to waste due to problems in the factory, such as machine failures.

In markets or stores


Six percent is wasted. A store often orders more food than people will buy, so some unsold food is thrown away. Or, if a bunch of bananas spoil too soon, shoppers may not buy them, and this ends up as garbage.



-10%

At home or in restaurants

Ten percent is wasted. Families or businesses sometimes buy more food than they need. They also try a new product that nobody likes, and in the end, it becomes garbage. Food can also go bad before it is consumed. All this adds to waste.



3 What percent of food is wasted in markets or stores?

Over to You 1 In which step of the supply chain can you make a difference?

- ☐ product ☐ standard ☐ failure ☐ unsold ☐ a bunch of ☐ spoil ☐ end up as ☐ garbage
☐ consume

So What Can We Do?

4 What can AI programs do to reduce food waste?

5 What can farmers do with “ugly” or partly damaged food?

Does it really have to be like this? Definitely not, and all of us should make efforts to reduce food waste across the whole food supply chain.

Things people can do together

We can use technology to reduce food waste. AI programs, for example, can tell us how much to plant, where to send the harvested food, and how to store it longer. Farmers would also be able to sell “ugly” or partly damaged food at lower prices instead of throwing it away. There are things that markets, stores, or restaurants can do as well. For example, they can donate excess food to charities so that it goes to the people who really need it.



☐ definitely ☐ make efforts ☐ reduce ☐ technology ☐ instead of ☐ donate ☐ excess ☐ charity

Things you can do alone

As consumers of food, be aware that there are effective ways to prevent food loss at home, at school, and in restaurants. Also, remember that individual actions do make a difference. If all this
5 keeps you wondering, “Sounds good, but how can I help?” here are a few easy ideas.

Eat wisely: If you cannot eat some of your food, freeze it for later use. If you put leftovers in your refrigerator, choose one or two days per week to eat them. This will reduce waste and keep your
10 refrigerator tidy as well.

Shop smarter: Make a shopping list and only buy what you need. Also, do not hesitate to buy “ugly” food because a strangely shaped fruit will taste as delicious as the others.

15 **Consider portions:** Instead of piling too much food onto your plate in one go, consider taking smaller portions and refilling later if needed. That way, you can keep yourself from eating too much and prevent food from being
20 thrown away.

6 Freezing leftovers can help reduce food waste. **T/F**

7 Piling a lot of food onto your plate is a good way to prevent food waste. **T/F**

Over to You 2

Have you ever tried ugly food? If you have, how was it?



-
- ☐ consumer ☐ be aware that ☐ effective ☐ prevent ☐ individual ☐ freeze ☐ leftover
☐ refrigerator ☐ hesitate ☐ portion ☐ pile ☐ in one go



Adapted from <https://www.mckinsey.com>

8 The United Nations' goal is to make the world _____ hunger.

☐ pave ☐ achieve ☐ free from ☐ aim ☐ reality



GRAPHIC ORGANIZER

1 빈칸에 알맞은 말을 넣어 본문의 정보를 요약한 글을 완성해 봅시다.

Where Does Food Get Lost or Wasted?				
On farms	After harvest	During processing	In markets or stores	At home or in restaurants
left in the field or damaged during ⁽¹⁾ _____	damaged ⁽²⁾ _____ to markets or factories	thrown away because of low quality or problems in the factory	lost as ⁽³⁾ _____ food	wasted due to excess buying, unpopular choices, or food spoiling

Things people can do together	Things you can do alone
<ul style="list-style-type: none"> - use AI programs - sell ugly or partly damaged food at lower prices - ⁽⁴⁾ _____ excess food to charities 	<ul style="list-style-type: none"> - freeze ⁽⁵⁾ _____ in the refrigerator - make a shopping list, only buy what you need, and eat ugly food - consider taking smaller portions at a time

harvest donate unsold leftovers on its way

DETAILS

2 본문의 내용과 일치하면 T에, 일치하지 않으면 F에 표시해 봅시다.

- (1) Food gets lost or wasted the most on farms. **T / F**
- (2) In markets or stores, they always order just the right amount of food that people will buy. **T / F**
- (3) People do not like to buy ugly food because it is not tasty. **T / F**
- (4) Reducing food waste is a good way to solve the global hunger problem. **T / F**

어떻게 하면 낭비되는 음식물을 줄일 수 있을까요? 친구들과 의견을 나누어 봅시다.





STEP 1 STUDY THE MODEL

환경 사랑 챌린지를 안내하는 글을 읽고, 어떤 내용으로 구성되어 있는지 살펴봅시다.

챌린지 제목

The Can Crush Challenge



1. 목표

We propose this challenge to promote proper ways to recycle cans.



2. 규칙

1. Empty and wash the can with water.
2. Crush it in your own creative way.
3. Put the crushed can in the recycling bin.
4. Take a video of yourself and post it on social media.
5. Invite a friend to join the challenge.



3. 기대 효과

It'll help to collect and recycle more cans because they're crushed.



4. 핵심어 표시

#CanCrushChallenge #GoGreen #Recycling

STEP 2 BRAINSTORM YOUR IDEAS

모둠별로 환경 사랑 챌린지를 기획하며 의견을 메모해 봅시다.

Environmental Problems 심각하다고 생각하는 환경 문제

- | | | |
|-------------------------------------|---|--|
| <input type="checkbox"/> plastic | <input type="checkbox"/> food waste | <input type="checkbox"/> e-waste |
| <input type="checkbox"/> energy use | <input type="checkbox"/> forest destruction | <input type="checkbox"/> _____ Your own |

Challenge Title

챌린지 제목

Goal 목표

Rules 규칙

Benefits 기대 효과

Hashtags 해시태그 표시

챌린지를 기획할 때는 목표를 정확히 정하고,
참가자들이 실천할 수 있는 내용으로 설계해야 해요.



STEP 3 WRITE YOUR OWN

STEP2에 메모한 것을 이용하여 여러분의 챌린지 안내문을 완성해 봅시다.

Challenge Title
The _____ Challenge



1. Goal

We propose this challenge to promote proper ways to _____.





2. Rules

1. _____
2. _____
3. _____
4. Take a video of yourself and post it on social media.
5. Invite a friend to join the challenge.



3. Benefits

It'll help to _____.



4. Hashtags

STEP 4 REVISE AND COMPLETE

여러분의 모둠이 작성한 챌린지 안내문을 검토하고 다른 모둠과 바꾸어 읽으며 한 번 더 점검한 뒤, 글을 완성해 봅시다.

- 1. 챌린지가 환경 보호의 중요성을 널리 알리고 참가자를 챌린지에 동참하게 하는 데 적합하게 기획되었나요? YES NO
 - 2. 안내문의 각 항목을 이해하기 쉽게 작성했나요? YES NO
 - 3. 문장의 형식에 맞춰 썼나요? 다음 사항들을 확인해 봅시다.
- ☐ 철자
☐ 대·소문자
☐ 문장 부호
☐ 어법



Present Your Writing



1 여러분이 쓴 글을 발표하기 위해 아래의 도움말을 참고해 봅시다.

Tips for Presentation

- 1 동영상의 시작 버튼과 음량 등을 미리 확인하세요.
- 2 너무 빨리 말하지 않도록 주의하세요.
- 3 적절한 제스처를 사용하세요.

2 여러분이 기획한 환경 사랑 챌린지를 모둠별로 발표해 봅시다.

Today, I'd like to introduce you to an eco-friendly challenge. It's called "The **Can Crush Challenge**." We propose this challenge to promote proper ways to **recycle cans**. First, **empty and wash the can with water**. Then, **crush it in your own creative way**. Next, **put the crushed can in the recycling bin**. Take a video of yourself and post it on social media. Lastly, invite a friend to join the challenge.

1

I'd like to show you our challenge. Why don't you take a look? (*playing the video*)

2

It'll help to **collect and recycle more cans because they're crushed**. We should do our best to protect our earth. Thank you for listening.

3



모듬별 발표가 끝난 뒤
가장 재미있고 기발한
챌린지를 뽑아 캠페인을
진행해 봅시다.





Fun Time Be an Eco-toonist

환경 문제를 독창적으로 보여 준 만화를 감상한 뒤, 환경 문제를 다룬 만화를 직접 그려 봅시다.

PAST



PRESENT





Project Time

A Special Day for the Environment

STEP 1

모둠별로 우리 학교 안팎의 환경 문제에 대해 논의해 봅시다.



Some students use too much plastic, and it has a serious effect on the environment.

STEP 2

위에서 논의한 환경 문제를 해결하는 방안으로 환경 보호의 날을 기획한 뒤, 포스터를 만들어 봅시다.



STEP 3

모둠별로 환경 보호의 날을 발표하고, 꼭 실천하고 싶은 활동 두 개를 투표로 선정해 다 함께 실천해 봅시다.



LISTEN

- 1** 대화를 듣고, 대화의 주제를 골라 봅시다.
- (a) importance of reducing air pollution
 - (b) various illnesses related to seafood
 - (c) danger of tiny plastic pieces in the ocean

SPEAK

- 2** 환경 보호를 위해 여러분이 할 수 있는 일을 말해 봅시다.

To protect our planet, it's important that _____

GRAMMAR 1

- 3** 빈칸에 알맞은 말을 주어진 상자에서 골라 봅시다.

- (1) I ride a bike _____.
- (2) I buy ugly vegetables _____.
- (3) I take a shorter shower _____.

- (a) so that food will not be wasted
- (b) so that I do not waste much water
- (c) so that I can help reduce greenhouse gases

GRAMMAR 2

- 4** 괄호 안의 표현을 바르게 배열하여 문장을 완성해 봅시다.

- (1) It snowed _____ of the house. (could not / heavily / so / get out / we / that)
- (2) The machine was _____ (everyone / with their hands / so loud / covered their ears / that)
- (3) The weather was _____ all day long. (that / air conditioning / used / so hot / many people)

READ

- 5** 본문의 내용과 일치하도록 괄호 안에서 알맞은 것을 골라 봅시다.

- (1) (Plastic garbage / Food waste) is the key factor in the global hunger problem.
- (2) (On farms / In factories), grains or vegetables get damaged and wasted during harvesting.
- (3) We should (freeze leftovers / buy more food) in order to reduce food waste at home.

WRITE

- 6** 환경 보호를 위한 자신만의 슬로건을 써 봅시다.

One Planet for All

워드 스크램블을 풀면서
단원의 핵심 단어를
확인해 봅시다.



1 xesecs

2 csrpseo

3 rcisaeen

4 dsrntada

5 sthaitee

6 elfitiyned

7 iuddvnlaii

우리말 뜻

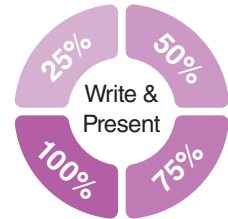
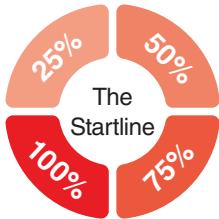
- 1 초과한; 초과량
- 2 가공하다; 과정
- 3 증가하다
- 4 기준, 표준
- 5 망설이다
- 6 분명히, 틀림없이
- 7 개인의; 개인

Check Yourself

- 1 이 단원의 Big Question에 답해 봅시다.

What can we do to save Earth?

- 2 영역별 학습 목표를 얼마나 달성했는지 표시해 봅시다.



- 3 자신의 학습 태도를 점검해 봅시다.

- ☐ 수업에 적극적으로 참여했나요?
- ☐ 친구와 서로 공감하고 배려하며 잘 협업했나요?
- ☐ 배운 내용을 다양한 상황에 적용할 수 있도록 노력했나요?







APPENDICES

Scripts	106
Answers	109
Words & Phrases	114
Crossword Puzzles	122
Sources	127

Scripts

Lesson 1

My Friends and Me

The Startline

VIEW & TALK

p. 11

► This Is Me

W Hi, I'm Mia Jones. I was born in Toronto, Canada, as an only child. I'm interested in a lot of things, like watching horror movies and action movies and listening to music. I have a guitar, but the funny thing is I can't play it. Adventures fascinate me, too. I want to experience everything at the right time, including taking adventures. I sometimes have doubts about myself, but I feel better when I talk to my friends. I believe life is short, so I always try to do my best. I do what I can and even try what I can't, just because this is my life!

Listen & Speak

Your Interests, My Interests

p. 12

LISTEN IN

M Hi, Jian. What do you enjoy doing in your free time?

W I'm interested in playing VR games. They're so much fun.

M It's no surprise. VR games are popular among teenagers.

W What about you, Yujin? What are you interested in?

M I'm fascinated by photography these days. I like to take pictures of nature. And I'm always open to new adventures.

W That's a fantastic attitude!

Goals for the Year

p. 13

LISTEN IN

W Andy, what are your goals for this year?

M Well, one of my goals is to improve my grades, especially in math.

W Nice! I also want to get better grades in math. Do you have any other goals?

M Yes, I'd also like to attend live sporting events and concerts. What about you?

W Well, my main goal is to do volunteer work. I think it's important to help others and make a difference.

M That's a great goal to have.

The Finish Line

LISTEN

p. 30

M Hi, Alice. What do you enjoy doing in your leisure time?

W I'm interested in writing stories. I find it really enjoyable.

M That's cool. What kind of stories do you write?

W I usually write fantasy stories. What about you?

M I'm fascinated by science projects. I love trying out new ideas.

W That sounds great.

Lesson 2

Into the K-Culture

The Startline

VIEW & TALK

p. 35

► This Is My Korea! What's Yours?

M Everyone knows I'm passionate. Know why? Look at how passionate Koreans are. You know I'm fast. Don't blink! Korea moves fast, too. I'm creative on the pitch because I was born creative. Hey, I'm Korean. Being creative is what we do. People say I'm smart. Well, just look how smart Korea is. Why am I so fun? It's because Korea is so much fun. Lovable? Wait! Me? How can you not love Korea? I aim to be spectacular for the fans, and what's more spectacular than Korea? This is my Korea. What's yours?

Listen & Speak

Experience Korean Culture

p. 36

LISTEN IN

M Hey, what are you planning to do this Saturday?

W I'm planning to go to Gwanghwamun for the K-Culture Festival.

M K-Culture Festival? What's that?

W It's a festival that presents Korean culture through music, food, and dance performances.

M Wow, that's a great opportunity to learn about Korean culture. Can I go with you?

W Sure! The festival starts at noon. Let's meet at Gwanghwamun Station on Saturday at 11:30.

M OK. See you then!

Enjoy the K-Culture Festival!

p. 37

LISTEN IN

M Wow, there're so many people and event booths here.

W Look at all the people at the K-Beauty booth. I think K-Beauty products are the best in the world.

M That's right. I totally agree with you. By the way, where's the smell coming from? It must be *buchimgae*, Korean pancake.

W I love Korean food so much! Why don't we go to the K-Food booth first?

M That's a good idea. I'm really hungry.

W Me, too. We can go to the K-Webtoon booth after some food.

M That sounds perfect! The map says it's right next to the K-Food booth.

The Finish Line

LISTEN

p. 54

M What did you do last weekend, Emily?

W I went to the K-Culture Festival in Gwanghwamun.

M How was it?

W It was great! I visited the K-Webtoon booth, met Korean webtoon artists, and took pictures with them.

M That's cool. I think Korean webtoons are popular because of their unique stories and drawings.

W I totally agree with you.

Lesson
3

Hit the Road!

The Startline

VIEW & TALK

p. 59

► Types of Holidays

M Are you planning your next vacation and wondering what type of holiday to choose? Let's take a look at some popular options. First, imagine a beach holiday. Relax on the sandy shore, have fun in the sun, try surfing, or learn water skiing. Prefer exploring a city? A city break might be just what you're looking for. See famous sights, visit museums, take great photos, or shop at local stores. Looking for an exciting adventure? How about an action-packed holiday? Go hiking, enjoy camping under the stars, or even try rock climbing. So, whether you want to relax on the beach, explore a city, or try thrilling activities, there's a perfect holiday type for everyone.

Listen & Speak

What Do You Want to Do?

p. 60

LISTEN IN

W Jason, where do you want to go for your vacation?

M I want to go to a beach.

W Oh. What kind of activities do you want to enjoy while at the beach?

M I want to relax, swim, and lie in the sun.

W Sounds interesting! Do you have any destination in mind?

M Not yet. Can you suggest a good place?

W Sure! How about Sokcho or Haeundae? Both are known for their beautiful beaches.

M Thank you for your suggestions. I'll consider them.

Share Your Travel Experience

p. 61

LISTEN IN

M Yuna, what did you do on your last vacation?

W I traveled to London with my mom. It was amazing!

Scripts

M Oh, that's great to hear! What did you enjoy the most about your trip to London?

W I loved visiting all the historic sites like Buckingham Palace and Big Ben.

M Great! Did you try any delicious or unique foods while you were there?

W Yes, but I wasn't completely satisfied with the food. Actually, it was too salty.

The Finish Line

LISTEN

p. 78

M Sue, where do you want to go for your vacation?

W Well, I want to take a camping trip with my friends.

M Do you have a specific destination in mind?

W There're too many places in this travel book, and I can't decide. Do you have any suggestions?

M How about Jirisan Mountain? It's a great place for camping. You can relax and enjoy beautiful nature there.

W Thank you for the suggestion.

Lesson 4

One Earth, One Chance

The Startline

VIEW & TALK

p. 83

► Nature Is Speaking

W I am home. I give you comfort. I shelter your family. See me for who I am. Home, sweet home. I am your refuge. I am the floor that supports you. The foundation that keeps you steady. The walls that give you shelter. The roof that protects you. I am your home. If you don't take care of me, I cannot take care of you. Nature doesn't need people. People need nature.

Listen & Speak

Environmental Issues

p. 84

LISTEN IN

W I'm worried that we may not have bananas in the future.

M What? Bananas are my favorite fruit! Why is that?

W Well, climate change is getting serious.

M Yeah. We have more floods and droughts than before.

W Exactly. Especially because of drought, growing bananas may become challenging.

M That's terrible. I'd be really sad if I couldn't eat bananas anymore.

W Me, too. That's why we need to take action for the environment.

Going Green

p. 85

LISTEN IN

M Today, I'd like to talk to you about "fast fashion." Fast fashion is a trend where people buy a large number of inexpensive clothes and throw them away quickly. This habit is harmful to the environment because it consumes a lot of water and energy, and creates waste. To help solve the fast fashion problem, we can start by buying fewer clothes. Another good practice is to give our clothes to friends or donate them to charities, reducing waste. It's important that we make these simple choices to protect our planet.

The Finish Line

LISTEN

p. 102

W Have you ever heard about tiny plastic pieces in the ocean?

M Yes, I have. I've heard they cause serious problems.

W Exactly. I'm worried that sea animals may eat them.

M Me, too. They could get sick or even die.

W It's not just sea animals. Humans could also get sick because of them.

M That's terrible. We should focus on reducing plastic waste to prevent these problems.

Answers

Lesson 1

My Friends and Me

The Startline

VIEW & TALK

p. 11

- 1 a, c, d

Listen & Speak

Your Interests, My Interests

p. 12

LISTEN IN

- 1 a
2 b

Goals for the Year

p. 13

LISTEN IN

- 1 c
2 여학생: a, b 남학생: b, c

Before You Read

Key Vocabulary

p. 14

WORD BUILDING

- 2 **Sample**
(1) The word 'energetic' describes me the best because I am very active and do not feel tired at all.
(2) It seems that my English teacher is the most outgoing person around me.
(3) I think Jiyu would be Ms. Polite in our class.

Core Structures

p. 15

POINT 1 **Quiz** is

POINT 2 **Quiz** has his

Read

Clever Sherlock!

pp. 17–22

- 1 His nickname is Sherlock Holmes.
2 slow

Over to You 1

Sample Mixer matches me the most because I am very outgoing and mix well with others.

- 3 Because his phone had no battery power.

- 4 T

Over to You 2

Sample I would ask for help from other people.

- 5 They played riddle games.

- 6 trick

- 7 T

Over to You 3

Sample Yes. I once helped a tourist from Italy buy a subway ticket from a ticket machine.

- 8 The 3D images of the night sky made them speechless.

- 9 Because there is no air in space.[Because space is a vacuum.]

After You Read

p. 23

GRAPHIC ORGANIZER

- 1 (1) subway (2) riddles (3) guided
(4) observed (5) messages

DETAILS

- 2 (1) F (2) T (3) F (4) T

The Finish Line

pp. 30–31

LISTEN

- 1 b

SPEAK

- 2 **Sample** read at least three books

GRAMMAR 1

- 3 (1) is (2) enjoys
(3) succeed (4) is

GRAMMAR 2

- 4 c his → their

READ

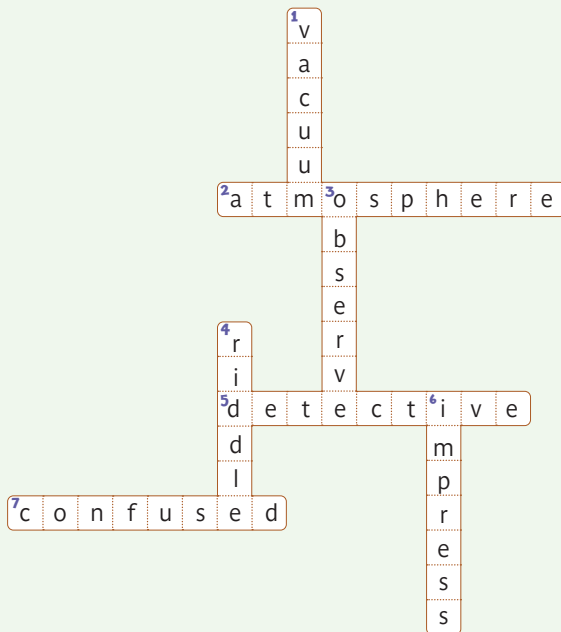
- 5 c

WRITE

- 6 **Sample** he / she listens to music / promises are broken / kind and energetic / listening to others

Answers

PUZZLE



Lesson 2

Into the K-Culture

The Startline

VIEW & TALK

p. 35

1 creative **3** / smart **4** / lovable **6**

Listen & Speak

Experience Korean Culture

p. 36

LISTEN IN

- 1 **b**
- 2 **a**

Enjoy the K-Culture Festival!

p. 37

LISTEN IN

- 1 **a**
- 2 next to, the K-Food booth

Before You Read

Key Vocabulary

p. 38

WORD BUILDING

2 (1) place (2) stick

Core Structures

p. 39

POINT 1 **Quiz** since

POINT 2 **Quiz** taking

Topic Preview

p. 40

FOCUS ON TOPIC

1 (1) **b** (2) **c** (3) **a**

Read

How About a Game of Yunnori? pp. 41–46

1 People played it to make family bonds stronger and express hopes for a good harvest.

Over to You 1

Sample Yes, I have. I play *Yunnori* with my family every New Year's Day.

2 To play *Yunnori*, we[I] need a board, four wooden sticks, and a set of game pieces.

3 F

4 It is flat on one side and rounded on the other.

5 F

6 small, different

7 board, rules

Over to You 2

Sample I think they play board games to enjoy spending time with friends and family.

After You Read

p. 47

GRAPHIC ORGANIZER

- 1 (1) traditional (2) harvest
(3) board (4) objects
(5) result (6) win

DETAILS

- 2 (1) d, f (2) b, e (3) a, c

The Finish Line

pp. 54–55

LISTEN

- 1 c

SPEAK

- 2 **Sample** go shopping and have lunch with my friends

GRAMMAR 1

- 3 (1) S[s]ince (2) While

GRAMMAR 2

- 4 (1) hanging (2) land

READ

- 5 (1) c (2) a (3) b

WRITE

- 6 **Sample** 3. to keep both hands in the air
4. he or she loses two points

WORD SCRAMBLE

- 1 harvest
- 2 diagonal
- 3 randomly
- 4 boundary
- 5 opponent
- 6 traditional
- 7 imaginative

Lesson 3

Hit the Road!

The Startline

VIEW & TALK

p. 59

- 1 b

Listen & Speak

What Do You Want to Do?

p. 60

LISTEN IN

- 1 c
- 2 b

Share Your Travel Experience

p. 61

LISTEN IN

- 1 c
- 2 salty

Before You Read

Key Vocabulary

p. 62

WORD BUILDING

- 2 **Sample**
- (1) Yumi is the best dancer in my class.
 - (2) I think Michael Faraday is the greatest inventor.
 - (3) Andy Warhol is my favorite artist.

Core Structures

p. 63

POINT 1 **Quiz** which

POINT 2 **Quiz** 보어 역할

Read A Tour of Colorful Destinations pp. 65–70

- 1 T

Over to You 1

- Sample** Yes. Jangseong in Jeollanamdo is known for yellow.
- 2 blue
 - 3 White helps keep houses cool in the hot summer.
 - 4 It means “dew that falls from the heavens.”
 - 5 cultures
 - 6 F
 - 7 I[We] can see pink everywhere in Jaipur.

Over to You 2

- Sample** I want to visit Santorini the most because blue is my favorite color.

Answers

After You Read

p. 71

GRAPHIC ORGANIZER

- 1 (1) Santorini (2) flag (3) celebrate
(4) India (5) visit

DETAILS

- 2 (1) J (2) I (3) S (4) J

The Finish Line

pp. 78–79

LISTEN

- 1 ①

SPEAK

- 2 **Sample** my school life. I like my friends.

GRAMMAR 1

- 3 (1) whose
(2) which / that / X (생략)
(3) who / that
(4) whose

GRAMMAR 2

- 4 (1) what (2) who (3) which (4) What

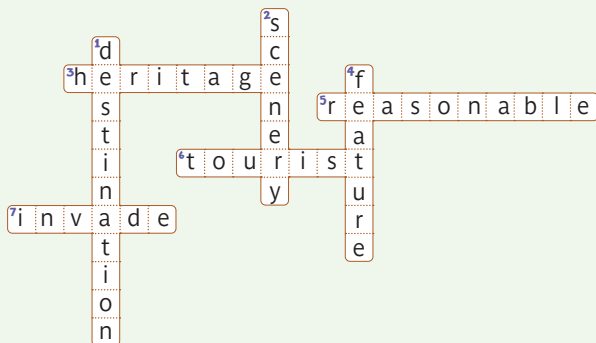
READ

- 5 (1) T (2) F (3) T

WRITE

- 6 **Sample** I am going to go to Jeju. / I am planning to go with my father. / I am going to walk along Olle trails.

PUZZLE



Lesson 4

One Earth, One Chance

The Startline

VIEW & TALK

p. 83

- 1 ③

Listen & Speak

Environmental Issues

p. 84

LISTEN IN

- 1 ②
2 climate change

Going Green

p. 85

LISTEN IN

- 1 ①
2 ②

Before You Read

Key Vocabulary

p. 86

WORD BUILDING

- 2 (1) feed (2) die (3) loss (4) fail

Core Structures

p. 87

POINT 1 **Quiz** so that

POINT 2 **Quiz** so, that

Read

Food for Thought

pp. 89–94

- 1 F
2 It is because they (often) grow more food than their workers can harvest.
3 Six percent of food is wasted (in markets or stores).

Over to You 1

Sample I can make a difference at home.

- 4 They can tell us how much to plant, where to send the harvested food, and how to store it longer.
- 5 They can sell “ugly” or partly damaged food at lower prices instead of throwing it away.
- 6 T
- 7 F

Over to You 2

- Sample** Yes, I have. It looked a little different, but it was delicious.
- 8 free from

After You Read

p. 95

GRAPHIC ORGANIZER

- 1 (1) harvest (2) on its way (3) unsold
(4) donate (5) leftovers

DETAILS

- 2 (1) T (2) F (3) F (4) T

The Finish Line

pp. 102–103

LISTEN

- 1 ©

SPEAK

- 2 **Sample** we sort and recycle our trash

GRAMMAR 1

- 3 (1) © (2) @ (3) ⑥

GRAMMAR 2

- 4 (1) so heavily that we could not get out
(2) so loud that everyone covered their ears with their hands
(3) so hot that many people used air conditioning

READ

- 5 (1) Food waste
(2) On farms
(3) freeze leftovers

WRITE

- 6 **Sample** Be the solution, not the problem!

WORD SCRAMBLE

- 1 excess
2 process
3 increase
4 standard
5 hesitate
6 definitely
7 individual

Words & Phrases

1. 교과서 문장에 쓰인 뜻을 중심으로 제시했습니다.
2. *표를 한 단어는 영상이나 녹음 대본에 나오는 단어입니다.

Lesson 1

My Friends and Me

- ☐ a bit 조금, 약간
- ☐ activity 활동
- ☐ adventure 모험
- ☐ allow ...하게 하다
- ☐ almost 거의
- ☐ along ...을 따라
- ☐ amazing 놀라운
- ☐ among ... 사이에
- ☐ amusement park 놀이공원
- ☐ announcer 아나운서
- ☐ argue 말다툼하다
- ☐ as usual 평상시처럼
- ☐ as well 또한, 역시
- ☐ ask for 요청하다
- ☐ astronomical 천문학의
- ☐ at least 최소한, 적어도
- ☐ atmosphere 분위기, 공기
- ☐ attend 참석하다
- ☐ attitude* 태도, 자세
- ☐ backwards 뒤로
- ☐ battery power 배터리 전원
- ☐ be busy -ing ...하느라 바쁘다
- ☐ be interested in ...에 관심이 있다
- ☐ be into ...에 관심이 많다
- ☐ boring 지루한
- ☐ brave 용감한
- ☐ bring ... together ...을 화합시키다
- ☐ broadcasting 방송
- ☐ calm 침착한
- ☐ care 관심을 가지다, 배려하다
- ☐ carefully 주의 깊게, 신중히
- ☐ characteristic 특징, 특질
- ☐ chat 이야기를 나누다, 수다를 떨다
- ☐ clever 영리한, 똑똑한
- ☐ clue 단서
- ☐ comfort 위로하다
- ☐ community center (지역) 복지관, 지역 문화 센터
- ☐ concern 걱정, 염려
- ☐ confused 혼란스러워하는
- ☐ conversation 대화
- ☐ correctly 정확히
- ☐ courage 용기
- ☐ create 창조하다
- ☐ creative 창의적인
- ☐ curious 호기심이 많은, 궁금한
- ☐ daytime 낮 시간
- ☐ deeply 깊이
- ☐ depressed 우울한
- ☐ describe 묘사하다, 말하다
- ☐ detective 형사, 탐정
- ☐ directly 곧장, 곧바로
- ☐ do one's best* 최선을 다하다
- ☐ doer 행동가, 실천가
- ☐ doubt* 의심; 의심하다
- ☐ dreamer 몽상가, 꿈을 꾸는 사람
- ☐ each other 서로
- ☐ empty 비어 있는
- ☐ energetic 활동적인
- ☐ enjoyable* 즐거운
- ☐ excitement 흥분, 신남
- ☐ experience* 경험하다; 경험
- ☐ extend (손, 발 등을) 내밀다

- ☐ fascinate 마음을 사로잡다
- ☐ fascinating 대단히 흥미로운, 매력적인
- ☐ field trip 체험 학습
- ☐ finally 마침내
- ☐ forwards 앞으로
- ☐ friendship 우정
- ☐ get off 내리다
- ☐ handsome 멋진, 잘생긴
- ☐ honest 정직한
- ☐ importance 중요성
- ☐ impress 깊은 인상을 주다
- ☐ impressive 인상적인
- ☐ improve* 향상시키다
- ☐ in one's shoes ...의 입장에서
- ☐ including* ...을 포함하여
- ☐ leisure 여가
- ☐ Lost and Found 분실물 보관소
- ☐ loud 시끄러운
- ☐ loyalty 충실, 충성
- ☐ make a difference* 변화를 가져오다, 도움이 되다
- ☐ national 국립의, 국가의
- ☐ nickname 별명
- ☐ no longer 더 이상 ...이 아닌
- ☐ observatory 천문대, 기상대
- ☐ observe 관찰하다
- ☐ on one's way out 나가려는 중에
- ☐ outgoing 외향적인, 사교적인
- ☐ passion 열정
- ☐ personality 성격
- ☐ photography* 사진 찍기
- ☐ platform 플랫폼
- ☐ pleasantly 즐겁게, 유쾌하게
- ☐ pleasure 기쁨, 즐거움
- ☐ polite 예의 바른

- ☐ promise 약속; 약속하다
- ☐ puzzled 어리둥절해하는
- ☐ quiet 조용한
- ☐ rather 꽤, 약간
- ☐ respect 존중하다, 존경하다
- ☐ respond 대답하다, 반응을 보이다
- ☐ responsibility 책임감, 책임
- ☐ riddle 수수께끼
- ☐ scary 무서운, 겁나는
- ☐ search for ...을 찾다
- ☐ seem ...인 것 같다
- ☐ share 나누다, 공유하다
- ☐ shoot 촬영하다
- ☐ silly 어리석은
- ☐ smart 똑똑한, 영리한
- ☐ solver 해결사
- ☐ sound wave 음파
- ☐ speechless (너무 화가 나거나 놀라서) 말을 못하는
- ☐ spell 철자를 말하다, 철자를 쓰다
- ☐ spoil 망치다
- ☐ stomach 위, 복부
- ☐ succeed 성공하다
- ☐ suggest 제안하다
- ☐ support 지지하다
- ☐ surprise 놀라운 일; 놀라게 하다
- ☐ tend to ...하는 경향이 있다
- ☐ to sum up 요약해서 말하면
- ☐ translation 번역, 통역
- ☐ trick 속임수, 장난
- ☐ try out* 시험삼아 해보다
- ☐ upside down (아래위가) 거꾸로, 뒤집혀
- ☐ vacuum 진공
- ☐ value 가치
- ☐ well-informed 아는 게 많은, 박식한

Words & Phrases

Lesson 2

Into the K-Culture

- ☐ action 행동
- ☐ add 추가하다
- ☐ additional 추가의
- ☐ age 시대, 나이
- ☐ already 이미, 벌써
- ☐ ancient 고대의
- ☐ arrow 화살
- ☐ as ... as possible 가능한 한 ...한[하게]
- ☐ attractive 매력적인
- ☐ based on ...에 근거하여
- ☐ below 아래에
- ☐ blink* 눈을 깜박이다
- ☐ board 판, 판자
- ☐ bond 유대, 끈
- ☐ booth 부스, (칸을 막아 임시로 만든) 점포
- ☐ boundary 경계, 경계선
- ☐ calendar 달력
- ☐ cheer 응원하다
- ☐ colorful 다채로운
- ☐ come in ...한 형태로 나오다, 존재하다
- ☐ completely 완전히
- ☐ continue 계속되다
- ☐ creative 창의적인
- ☐ cross 건너다, 가로지르다
- ☐ culture 문화
- ☐ depending on ...에 따라
- ☐ design 디자인하다, 설계하다
- ☐ diagonal 대각선의; 대각선
- ☐ drop 떨어뜨리다, 떨어지다
- ☐ during ... 동안에
- ☐ dynamic 역동적인

- ☐ even ...까지도
- ☐ excitement 흥분, 신남
- ☐ experience 경험하다; 경험
- ☐ explore 탐험하다
- ☐ express 나타내다, 표현하다
- ☐ fail 실패하다
- ☐ festival 축제
- ☐ flat 평평한
- ☐ flip over ...을 책 뒤집다
- ☐ glue 접착제
- ☐ ground 땅바닥, 지면
- ☐ hang out with ...와 시간을 보내다
- ☐ harvest 수확; 수확하다
- ☐ hold 잡고 있다, 들고 있다
- ☐ imaginative 창의적인, 상상력이 풍부한
- ☐ introduce 소개하다
- ☐ land (땅에) 내려앉다; 땅
- ☐ lovable 사랑스러운
- ☐ lunar calendar 음력
- ☐ lunar 달의
- ☐ mission 임무
- ☐ modern 현대의
- ☐ object 물건, 물체
- ☐ opponent 상대
- ☐ opportunity* 기회
- ☐ passionate 열정적인
- ☐ performance* 공연
- ☐ piece (체스나 장기 같이 판에서 하는 놀이에 쓰이는) 말, 조각
- ☐ pitch* (축구, 하키 등의) 경기장
- ☐ place 놓다, 두다; 장소
- ☐ present* 보여주다, 나타내다
- ☐ product* 상품, 제품
- ☐ randomly 무작위로

- ☐ remain 남다, 남아 있다
- ☐ result 결과
- ☐ return 돌아오다
- ☐ rope 밧줄, 로프
- ☐ rounded 둥근
- ☐ rule 규칙; 지배하다
- ☐ scissors 가위
- ☐ shape 모양; 만들다, 형성하다
- ☐ side dish 곁들임 요리, 반찬
- ☐ similar 비슷한, 유사한
- ☐ since ... 때문에, ...한 이후로
- ☐ so that ...하기 위해서
- ☐ spectacular 장관을 이루는, 극적인
- ☐ square 정사각형
- ☐ station 정거장, 역
- ☐ stick 막대기; 붙이다
- ☐ take turns -ing 교대로 ... 하다
- ☐ tell (정확히) 알다, 판단하다
- ☐ the Three Kingdoms Period 삼국시대
- ☐ thought 생각, 사고
- ☐ through* ...을 통해
- ☐ throw 던지다; 던지기
- ☐ totally* 완전히, 전적으로
- ☐ tradition 전통
- ☐ traditional 전통의, 전통적인
- ☐ turn around 돌아, 회전하다
- ☐ turn 차례, 순번; 돌아
- ☐ unique 독특한, 특별한
- ☐ used to ...하곤 했다
- ☐ without ...하지 않고, ... 없이
- ☐ wooden 나무로 된

Lesson 3

Hit the Road!

- ☐ accommodations 숙박 시설
- ☐ actually* 실제로, 정말로
- ☐ adventure* 모험
- ☐ ancient 고대의
- ☐ as well as ...뿐만 아니라 ...도
- ☐ aside from ... 외에도, ...을 제외하고
- ☐ assistance 도움, 지원
- ☐ attract 끌어들이다, 마음을 끌다
- ☐ attractive 매력적인
- ☐ await ...을 기다리다
- ☐ ban 금지하다
- ☐ be based on ...에 근거하다
- ☐ be famous for ...로 유명하다
- ☐ be in trouble 곤경에 처하다
- ☐ be known for ...로 알려져 있다
- ☐ be satisfied with ...에 만족하다
- ☐ break* 휴가, 휴식
- ☐ capital 수도
- ☐ celebrate 기념하다, 축하하다
- ☐ charm 매력; 매혹하다
- ☐ cheerful 발랄한, 생기를 주는
- ☐ choice 선택
- ☐ climb 오르다, 등반하다
- ☐ collector 수집가
- ☐ colonial 식민지의
- ☐ come to mind 생각이 떠오르다
- ☐ comfortable 편한, 쾌적한
- ☐ commercial 광고; 상업적인
- ☐ completely* 완전히
- ☐ consider 고려하다
- ☐ convent 수녀원

Words & Phrases

- ☐ decorate 장식하다
- ☐ delicious 아주 맛있는
- ☐ departure 출발, 떠남
- ☐ desert 사막
- ☐ destination 목적지
- ☐ dew 이슬
- ☐ dramatic 극적인, 인상적인
- ☐ due to ... 때문에
- ☐ editor 편집자
- ☐ elderly 연세가 드신 분들; 연세가 드신
- ☐ equipment 장비, 용품
- ☐ escape 달아나다; 탈출
- ☐ especially 특히
- ☐ explanation 설명
- ☐ explore* 탐험하다
- ☐ fault 잘못, 단점
- ☐ feature (…의) 특징을 이루다; 특징
- ☐ field trip 체험 학습
- ☐ final 마지막의, 최종적인
- ☐ flag 깃발
- ☐ fort 요새, 보루
- ☐ found 만들다, 설립하다
- ☐ government 정부
- ☐ have ... in mind* ...을 염두에 두다
- ☐ have to do with ...와 관련이 있다
- ☐ heritage 유산
- ☐ highly 매우, 크게
- ☐ historical 역사적
- ☐ idiom 관용구, 속어
- ☐ imagine* 상상하다
- ☐ in protest 항의하여
- ☐ including ...을 포함하여
- ☐ invade 침략하다
- ☐ inventor 발명가

- ☐ islander 섬사람
- ☐ journey 여행
- ☐ keep ... away ...이 접근하지 못하게 하다
- ☐ known as ...로 알려진
- ☐ landmark 주요 지형지물, 랜드마크
- ☐ lean 기울다
- ☐ level (건물, 땅의) 층
- ☐ lie 눕다, 누워있다
- ☐ local 지역의, 현지의
- ☐ magical 마법의, 신비한
- ☐ millions of 수백만의
- ☐ monument 기념비, 기념물
- ☐ mosquito 모기
- ☐ naturally 당연히, 자연스럽게
- ☐ nearly 거의
- ☐ never mind 걱정하지 마, 신경쓰지 마
- ☐ nickname 별명
- ☐ not only ... but also ...뿐만 아니라 ...도
- ☐ novelist 소설가, 작가
- ☐ option* 선택, 선택권
- ☐ origin 기원, 유래
- ☐ palace 궁전, 왕궁
- ☐ pay respect to ...에 경의를 표하다
- ☐ perform 공연하다
- ☐ perhaps 아마도
- ☐ pope 교황
- ☐ possible 가능한
- ☐ prefer* ...을 더 좋아하다
- ☐ prepare for ...을 준비하다
- ☐ pyramid 피라미드
- ☐ raw 익히지 않은
- ☐ reasonable 타당한, 합리적인
- ☐ remain 남다, 남아 있다
- ☐ remains 유적, 남은 것

- ☐ remarkable 놀랄 만한
- ☐ repair 수리하다
- ☐ roast 굽다
- ☐ roof 지붕
- ☐ ruin 유적, 폐허
- ☐ scenery 경치, 풍경
- ☐ shore* 해안
- ☐ sightseeing 관광
- ☐ specialist 전문가
- ☐ specific 특정한, 구체적인
- ☐ state (미국, 오스트레일리아 등에서) 주
- ☐ striking 눈에 띄는, 굉장히 매력적인
- ☐ suggest* 제안하다
- ☐ suggestion 제안
- ☐ sundial 해시계
- ☐ sunset 일몰
- ☐ surrounding 인근의, 주위의
- ☐ take one's breath away 숨도 못 쉬게 놀라게 하다
- ☐ theme 주제, 테마
- ☐ thrilling* 황홀한, 아주 신나는
- ☐ tourist 관광객
- ☐ trail 시골길, 산길
- ☐ transportation 교통수단
- ☐ travel 여행하다; 여행
- ☐ unclear 불확실한, 분명하지 않은
- ☐ unique* 독특한, 특별한
- ☐ vacation 방학, 휴가
- ☐ vivid 생생한, 선명한
- ☐ volcanic 화산의
- ☐ warning 경고, 경고문
- ☐ whatever 어떤 ...일지라도
- ☐ whether ...이든, ...인지
- ☐ white-washed 하얗게 칠한
- ☐ whole 전체의

- ☐ wonder* ...할까 생각하다, 궁금해하다

Lesson 4

One Earth, One Chance

- ☐ a bunch of 다수의
- ☐ a large number of* 다수의
- ☐ achieve 달성하다, 성취하다
- ☐ aim 목표
- ☐ air conditioning 에어컨
- ☐ as well 또한, 역시
- ☐ attention 주의, 관심
- ☐ be aware that ...을 알다, 깨닫다
- ☐ benefit 혜택, 이득
- ☐ bin 쓰레기통, (뚜껑 달린 저장용) 통
- ☐ breathe 숨을 쉬다
- ☐ call for 요구하다
- ☐ challenge 챌린지, 도전
- ☐ challenging* 도전적인
- ☐ chance 기회
- ☐ charity 자선 단체
- ☐ climate 기후
- ☐ coastal 해안의
- ☐ comfort* 편안, 안락
- ☐ consider 고려하다
- ☐ consume 소비하다, 먹다
- ☐ consumer 소비자
- ☐ container 그릇, 용기
- ☐ crush 찌그러뜨리다
- ☐ damage 손상을 주다; 손상
- ☐ definitely 분명히, 틀림없이
- ☐ describe 묘사하다, 말하다
- ☐ destruction 파괴
- ☐ disaster 재해, 재난

Words & Phrases

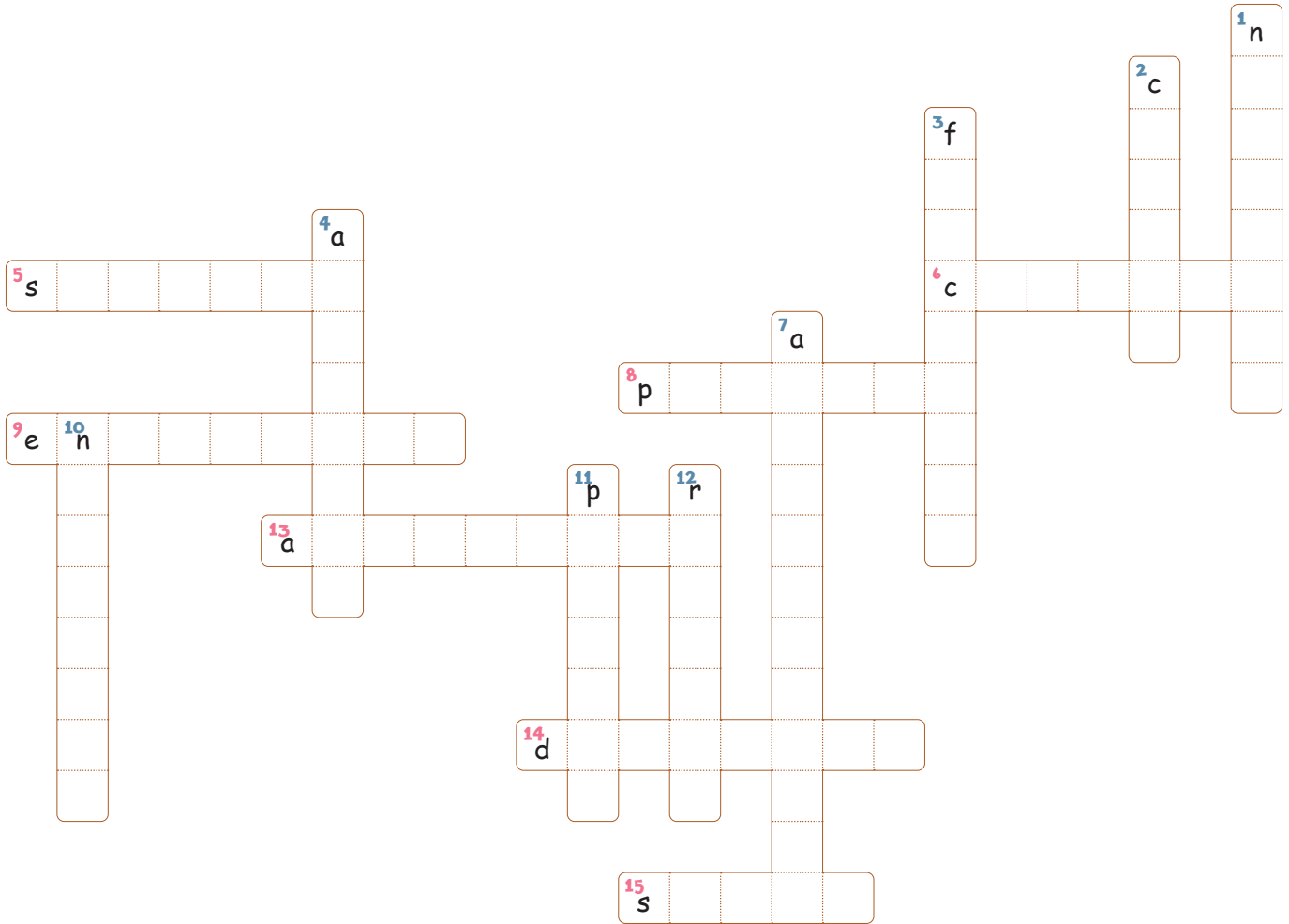
- ☐ donate 기부하다
- ☐ drought 가뭄
- ☐ due to ... 때문에
- ☐ effect 영향, 결과
- ☐ effective 효과적인
- ☐ end up as 결국 ...이 되다
- ☐ environment 환경
- ☐ environmental 환경의
- ☐ exactly 정확히
- ☐ excess 초과한; 초과량
- ☐ factor 요인, 인자
- ☐ failure 실패
- ☐ feed 먹이다, 먹이를 주다
- ☐ flood 홍수
- ☐ focus on* ...에 초점을 맞추다
- ☐ foundation* 토대, 기초
- ☐ free from ...을 면한, ...의 염려가 없는
- ☐ freeze 얼리다, 얼다
- ☐ garbage 쓰레기, 쓰레기장
- ☐ grain 곡물
- ☐ harmful* 해로운
- ☐ harvest 수확; 수확하다
- ☐ hesitate 망설이다
- ☐ humanity 인류, 인간
- ☐ hunger 기아, 굶주림
- ☐ illness 병, 아픔
- ☐ impact 영향; 영향을 주다
- ☐ in one go 한꺼번에
- ☐ increase 증가하다
- ☐ individual 개인의; 개인
- ☐ inexpensive* 비싸지 않은
- ☐ infographic 인포그래픽, 데이터 시각화
- ☐ instead of ... 대신에
- ☐ issue 쟁점, 문제

- ☐ lack 부족
- ☐ leftover 남은 음식
- ☐ loss 손실
- ☐ make a difference 변화를 가져오다, 도움이 되다
- ☐ make efforts 노력하다
- ☐ medicine 약, 약물
- ☐ million 백만
- ☐ on one's way to ...로 가는 도중에
- ☐ oxygen 산소
- ☐ pave 기반을 닦다, 포장하다
- ☐ personal 개인의
- ☐ pile 쌓다
- ☐ planet 행성
- ☐ pollution 오염
- ☐ portion (음식의) 1인분, (더 큰 것의) 부분
- ☐ post 게시하다
- ☐ powerful 강력한
- ☐ practice* 실행, 실천
- ☐ prevent 막다, 방지하다
- ☐ process 가공하다; 과정
- ☐ produce 생산하다; 농산물
- ☐ product 생산물, 제품
- ☐ promote 홍보하다, 촉진하다
- ☐ proper 적절한
- ☐ propose 제안하다
- ☐ protect 보호하다
- ☐ rainforest (열대) 우림
- ☐ reality 현실
- ☐ receive 받다
- ☐ recycle 재활용하다
- ☐ reduce 줄이다
- ☐ refill 다시 채우다, 리필하다
- ☐ refrigerator 냉장고
- ☐ refuge* 피난처, 보호 시설

- ☐ related to ...와 관련 있는
- ☐ result in* (그 결과) ...가 되다
- ☐ severe 극심한, 혹독한
- ☐ shelter* 막아주다, 보호하다; 주거지
- ☐ shockingly 놀랍게도, 충격적이게도
- ☐ sort 분류하다
- ☐ spoil (음식이) 상하다
- ☐ standard 기준, 표준
- ☐ steady* 안정된, 꾸준한
- ☐ strangely 이상하게
- ☐ suggest 제안하다
- ☐ supply chain (상품의) 연쇄적인 생산 및 공급 과정
- ☐ support* 지지하다
- ☐ take action ...에 대해 조치를 취하다
- ☐ take care of ...을 돌보다
- ☐ take place (일이) 일어나다, 발생하다
- ☐ technology (과학) 기술
- ☐ throw away 버리다
- ☐ transport 수송하다, 운반하다
- ☐ trash 쓰레기
- ☐ trend 경향, 추세
- ☐ turn off (전기, 가스 등을) 끄다
- ☐ unsold 팔리지 않은
- ☐ urgent 긴급한
- ☐ wildfire 들불, 산불
- ☐ wonder 경이(로운 것); 궁금해하다

Lesson 1 Crossword Puzzle

■ 퍼즐을 풀면서 1단원의 핵심 어휘를 확인해 봅시다.



Across

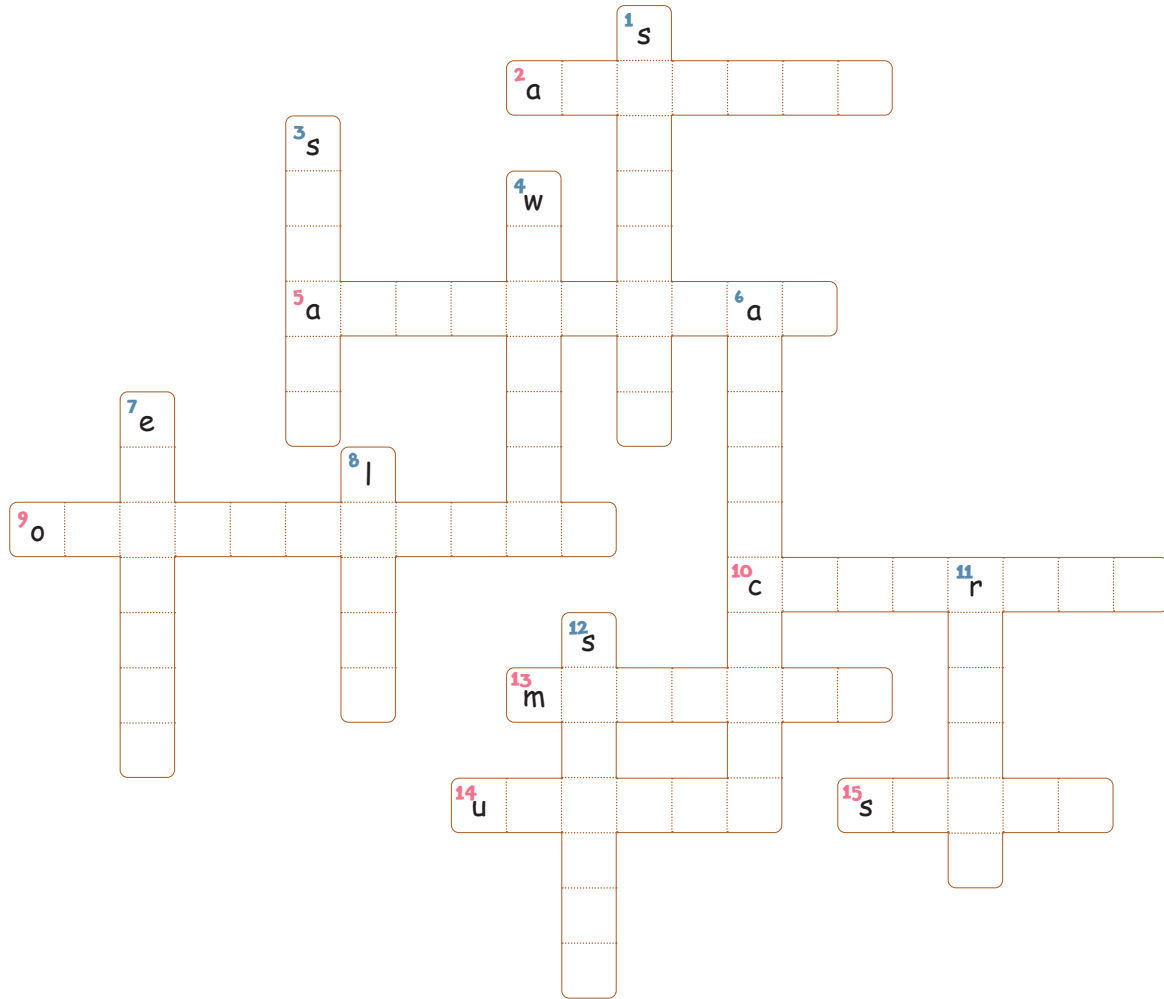
- 5 제안하다
- 6 걱정, 염려
- 8 열정
- 9 활동적인
- 13 모험
- 14 묘사하다, 말하다
- 15 어리석은

Down

- 1 독립의, 국가의
- 2 영리한, 똑똑한
- 3 마음을 사로잡다
- 4 태도, 자세
- 7 천문학의
- 10 별명
- 11 어리둥절해하는
- 12 존중하다, 존경하다

Lesson 2 Crossword Puzzle

■ 퍼즐을 풀면서 2단원의 핵심 어휘를 확인해 봅시다.



Across

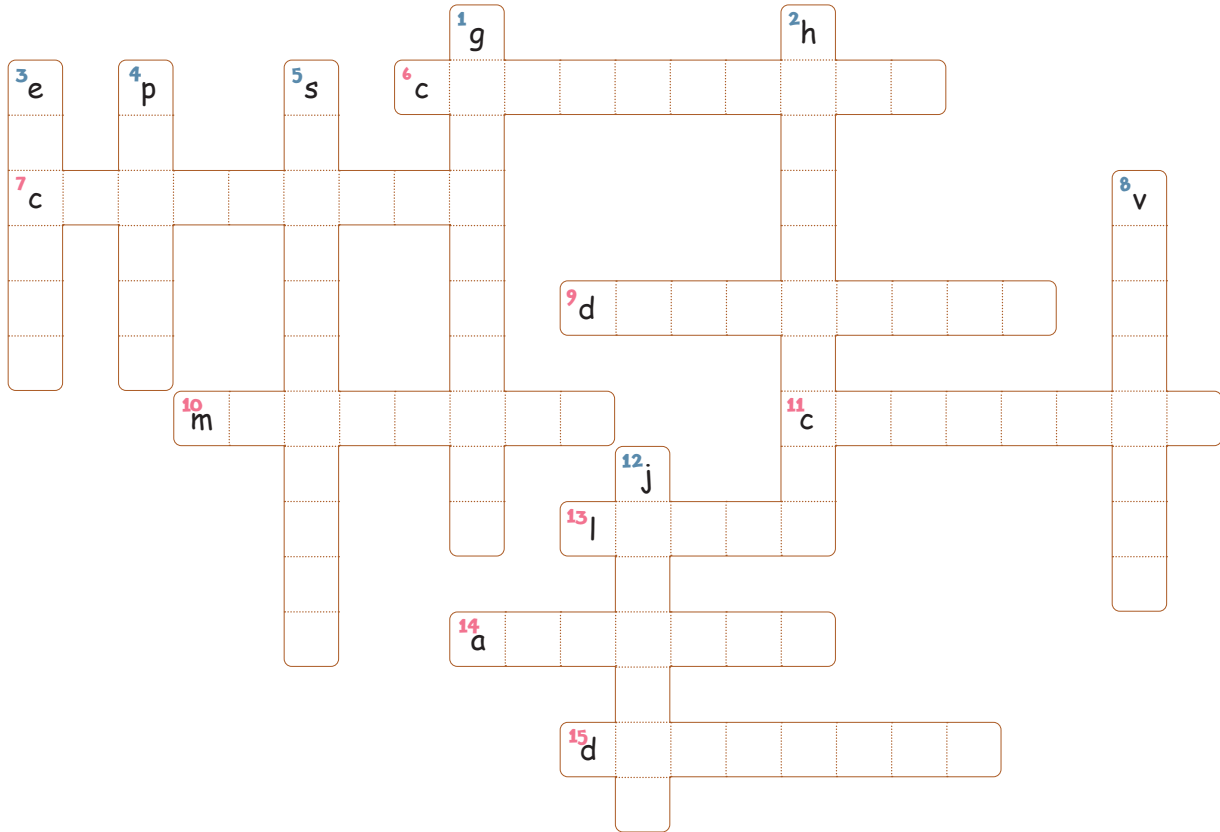
- 2 고대의
- 5 추가의
- 9 기회
- 10 다채로운
- 13 임무
- 14 독특한, 특별한
- 15 막대기; 불이다

Down

- 1 가위
- 3 정사각형
- 4 ...하지 않고, ... 없이
- 6 매력적인
- 7 탐험하다
- 8 달의
- 11 남다, 남아 있다
- 12 비슷한, 유사한

Lesson 3 Crossword Puzzle

■ 퍼즐을 풀면서 3단원의 핵심 어휘를 확인해 봅시다.



Across

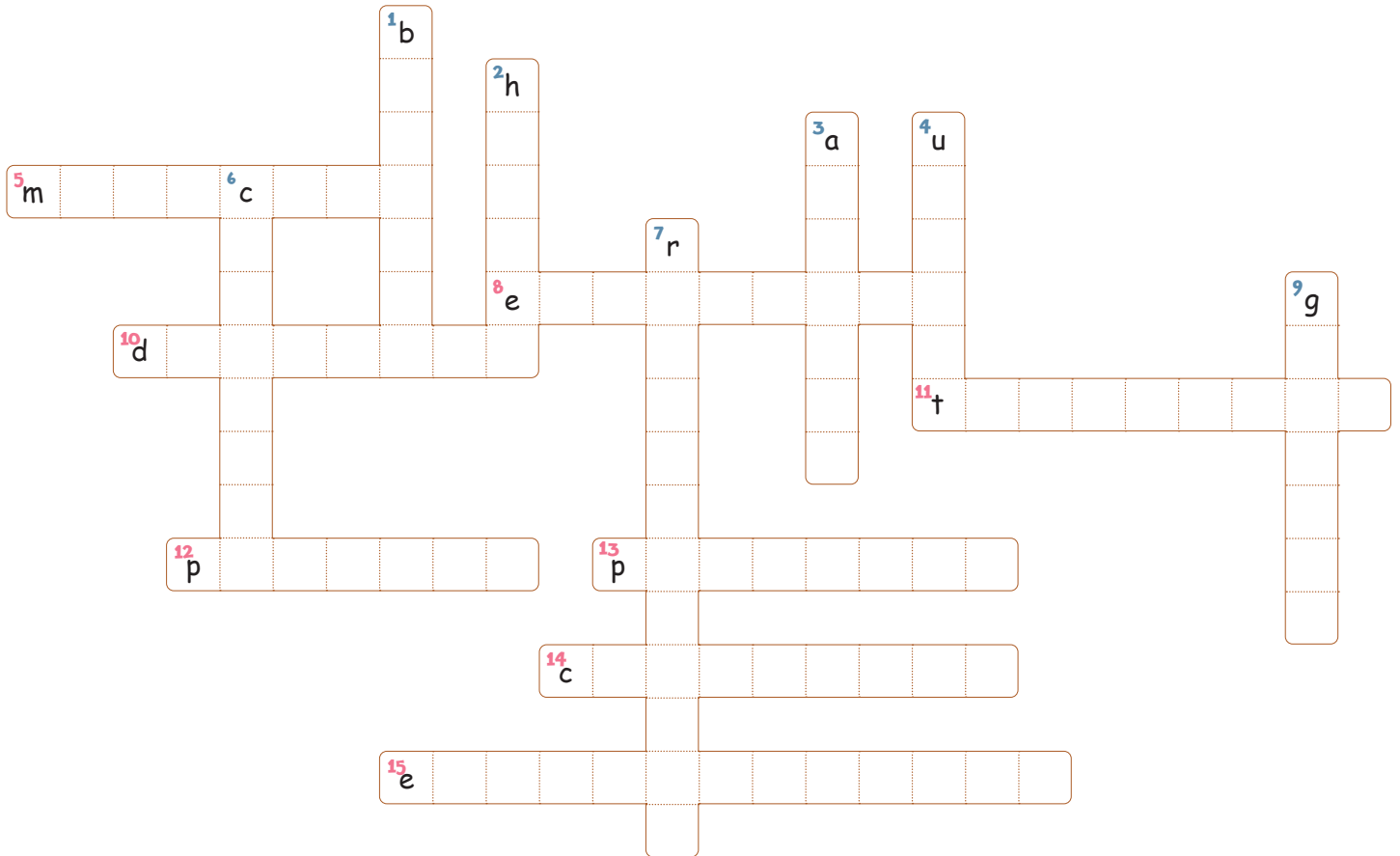
- 6 광고; 상업적인
- 7 기념하다, 축하하다
- 9 출발, 떠남
- 10 기념비, 기념물
- 11 식민지의
- 13 지역의, 현지의
- 14 끌어들이다, 마음을 끌다
- 15 장식하다

Down

- 1 정부
- 2 역사적
- 3 달아나다; 탈출
- 4 궁전, 왕궁
- 5 인근의, 주위의
- 8 화산의
- 12 여행

Lesson 4 Crossword Puzzle

■ 퍼즐을 풀면서 4단원의 핵심 어휘를 확인해 봅시다.



Across

- 5 약, 약물
- 8 효과적인
- 10 재해, 재난
- 11 수송하다, 운반하다
- 12 홍보하다, 촉진하다
- 13 개인의
- 14 챌린지, 도전
- 15 환경의


Down

- 1 혜택, 이득
- 2 기아, 굶주림
- 3 달성하다, 성취하다
- 4 긴급한
- 6 소비자
- 7 냉장고
- 9 쓰레기, 쓰레기장


Crossword Puzzles Answers

■ 퍼즐의 정답을 확인해 봅시다.


Lesson 1



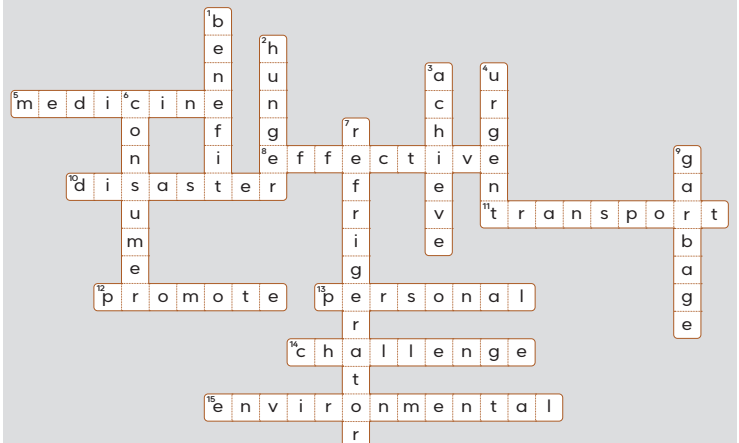
Lesson 2



Lesson 3



Lesson 4



Sources

■ Reading Materials

pp. 41–46	https://encykorea.aks.ac.kr/Article/E0042794
pp. 65–70	https://www.visitgreece.gr/islands/cyclades/santorini/
	https://whc.unesco.org/en/tentativelists/5394/
	https://whc.unesco.org/en/list/1605/
pp. 89–94	https://www.mckinsey.com/featured-insights/mckinsey-for-kids/food-waste-not-want-not

* 집필진의 직접 집필인 경우 출처를 밝히지 않았음.

■ QR Codes

p. 11	https://ne2.us/htiSFn	p. 37	https://ne2.us/acL4tQ	p. 78	https://ne2.us/dPlcWt
p. 12	https://ne2.us/mEk1Oh	p. 41	https://ne2.us/RPMmxf	p. 83	https://ne2.us/A2zOXW
p. 13	https://ne2.us/vGcHJd	p. 54	https://ne2.us/uQNVw3	p. 84	https://ne2.us/HF5moH
p. 17	https://ne2.us/w2EbMP	p. 59	https://ne2.us/9xsxlb	p. 85	https://ne2.us/tUaUMT
p. 30	https://ne2.us/CJW9hD	p. 60	https://ne2.us/G1K8BZ	p. 89	https://ne2.us/pi6BxY
p. 35	https://ne2.us/rET5vH	p. 61	https://ne2.us/Qvrk9B	p. 102	https://ne2.us/BRvf86
p. 36	https://ne2.us/3yisQA	p. 65	https://ne2.us/O04g2F		

■ Video Clips

p. 35	https://english.visitkorea.or.kr/svc/main/index.do , 2021
p. 83	https://www.conservation.org/nature-is-speaking/reese-witherspoon-is-home , 2014

■ Images

드림스타임(www.dreamstime.com)

p. 8 p. 9 p. 10 p. 11 p. 12 p. 13 p. 14 p. 15 p. 16 p. 23 p. 24 p. 25 p. 26 p. 27 p. 29 p. 31 p. 32 p. 33 p. 34
p. 35 p. 36 p. 37 p. 38 p. 39 p. 40 p. 45 p. 46 p. 47 p. 48 p. 49 p. 50 p. 51 p. 52 p. 53 p. 55 p. 56 p. 57
p. 58 p. 59 p. 61 p. 62 p. 63 p. 64 p. 65 p. 66 p. 67 p. 68 p. 69 p. 70 p. 71 p. 73 p. 74 p. 75 p. 76 p. 77 p. 79
p. 80 p. 81 p. 82 p. 83 p. 84 p. 85 p. 86 p. 87 p. 88 p. 89 p. 90 p. 91 p. 92 p. 93 p. 94 p. 95 p. 96 p. 97 p. 98
p. 99 p. 101 p. 103

기타

p. 34	https://www.jeongseon.go.kr/tour/jeongseontour/attractions?contentSeq=254764&mode=read https://uprbank.gunsan.go.kr/E0000/E4000.jsp?s_start=1999-01-01&s_end=2023-08-03&s_text=%EA%B1%B0%EB%A6%AC%EC%9D%91%EC%9B%90&s_type=image&page_num=1&mode=view&sC-CntsCd=20070908134756343000&sCCntsSeq=20100612232002078354&sFileSeq=00022
-------	--

* 출처 표시를 하지 않은 영상, 사진, 삽화 등은 저작자 및 발행사에서 저작권을 가지고 있는 경우임.

연구 및 집필 위원

안병규 전남대학교*

이천우 청원여자고등학교

박은정 (주)엔이능률 교과서개발연구소

오준일 부경대학교

류예슬 서울 서천중학교

홍주연 인천해송고등학교

김성희 (주)엔이능률 교과서개발연구소

* 대표 연구 및 집필 위원

심의 기관 경기도교육청

심의 위원

○○○ ○○대학교*

○○○ ○○고등학교

○○○ ○○대학교

○○○ ○○고등학교

○○○ ○○대학교

○○○ ○○고등학교

○○○ ○○대학교

○○○ ○○고등학교

* 심의위원장

개발 총괄

김진홍

표지 디자인

오영숙, 조가영, 안훈정

삽화

이설이, 이선경, 이소영, 김문식

개발

김성희, 박은정, 남보라

내지 디자인

디자인 류제오

교육부 장관의 위임을 받아 ○○○○○교육감이 2024년 0월 00일 인정 승인을 하였음

High School Basic English 1

20○○. ○. ○. 초판 발행

정가

원

지은이 안병규 외 6인

발행인 (주)엔이능률 (서울시 마포구 월드컵북로 396 누리꿈스퀘어 비즈니스타워 10층)

인쇄인

- 이 교과서의 본문 용지는 우수 재활용 제품 인증을 받은 재활용 종이를 사용하였습니다.
- 교과서에 대한 문의사항이나 의견이 있는 분은 교육부와 한국교과서연구재단이 운영하는 교과서민원바로처리센터(전화: 1566-8572, 웹사이트: <http://www.textbook114.com> 또는 <http://www.교과서114.com>)에 문의하여 주시기 바랍니다.
- 이 도서에 게재된 저작물에 대한 보상금은 문화체육관광부장관이 정하는 기준에 따라 **사단법인 한국문학예술저작권협회** (02-2608-2800, www.kolaa.kr)에서 저작권자에게 지급합니다.


내용 관련 문의 (주)엔이능률 교과서개발연구소 전화: (02) 2014-7114 전송: (02) 3142-0356

공급 업무 대행 사단법인 한국교과서협회 경기도 파주시 문발로 439-1

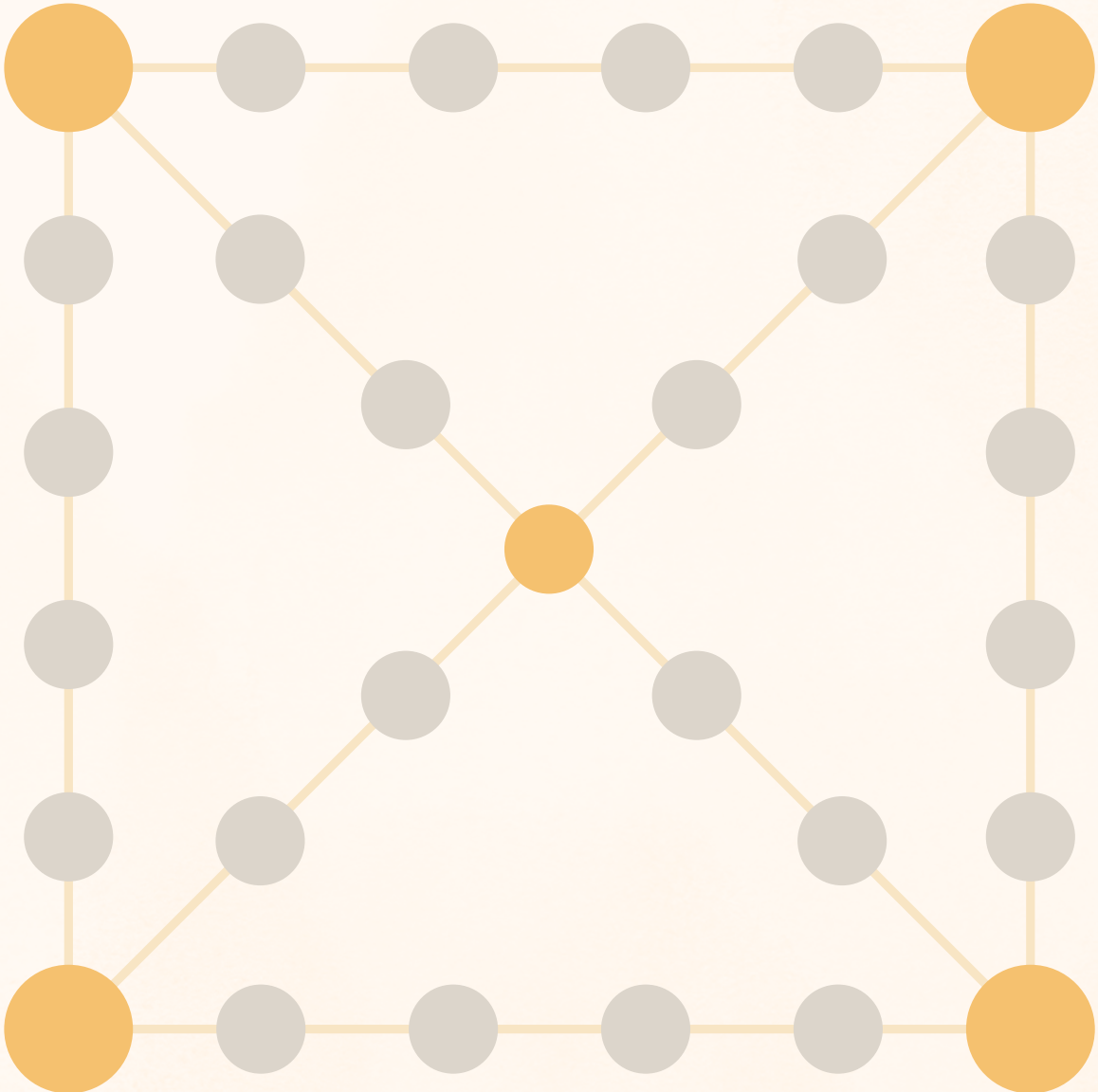
개별 구입 문의 홈페이지 주소 www.ktbook.com (031) 956-8581~4 (사)한국교과서협회

ISBN

■ 여러분만의 창의적인 윷놀이 규칙을 만들고, 친구들과 놀이해 봅시다.



Your Own Rules



📖 High School

Basic English 1

