

CONTENTS

Lesson

1

A Bright Future Ahead

p. 8



The Startline	p. 10
Listen & Speak	p. 12
Read	p. 14
Write & Present	p. 24
Teen Vibes	p. 28

Lesson

2

Eat Well, Feel Good

p. 32



The Startline	p. 34
Listen & Speak	p. 36
Read	p. 38
Write & Present	p. 48
Teen Vibes	p. 52

Lesson

3

Everyone's Creative!

p. 56



The Startline	p. 58
Listen & Speak	p. 60
Read	p. 62
Write & Present	p. 72
Teen Vibes	p. 76

Lesson

4

Shaping the Future with Technology

p. 80



The Startline	p. 82
Listen & Speak	p. 84
Read	p. 86
Write & Present	p. 96
Teen Vibes	p. 100

Appendices

Scripts	p. 106
Answers	p. 110
Words & Phrases	p. 115
Crossword Puzzles	p. 122
Sources	p. 127

SCOPE & SEQUENCE

	Lesson 1 A Bright Future Ahead	Lesson 2 Eat Well, Feel Good
Big Question	What matters most in your life?	How can food promote respect for different cultures?
The Startline	The Important Question 자신의 관심사와 장래 희망에 대해 생각해 보기	Things that Surprise Us 음식에 관련된 흥미로운 사실과 여러 나라의 식사 예절 알아보기
Listen & Speak	<ul style="list-style-type: none"> • What Are You Good At? 자신이 잘하는 것과 장래 희망에 대해 듣고 말하기 Function 능력 여부 표현하기 • Who Is Your Role Model? 롤 모델과 존경하는 이유에 대해 듣고 대화하기 Function 설명 요청하기 	<ul style="list-style-type: none"> • Food Preferences 선호하는 음식에 대해 듣고 말하기 Function 선호 표현하기 • Birthday Food 다양한 음식을 권하는 대화를 듣고 음식 권하기 Function 음식 권하기
Read	My Life's Journey 다양한 직업을 경험한 농부의 인터뷰 기사 읽기 Vocabulary <ul style="list-style-type: none"> • 반의어 Structures <ul style="list-style-type: none"> • to 부정사 • 동명사 	Eggs, You're So Egg-cellent! 세계의 다양한 달걀 요리(프리타타, 에그 베네딕트, 삭슈카, 달걀찜)를 소개하는 블로그 글 읽기 Vocabulary <ul style="list-style-type: none"> • 요리와 관련한 단어 Structures <ul style="list-style-type: none"> • 수동태 • 동사 + 목적어 + (to) 동사 원형
Write & Present	From Your Future Self 미래의 내가 현재의 나에게 '조언하는 편지' 쓰고 발표하기	Be a Poet! 다섯 가지 감각과 음식 이미지를 이용한 모양 시 쓰고 발표하기
Teen Vibes	<ul style="list-style-type: none"> • Hire Me Fun Time 곤충이나 동물에게 어울리는 직업 상상해 보기 • The Career Dice Challenge Project Time 진로 주사위를 이용하여 게임하기 	<ul style="list-style-type: none"> • Food Idioms Fun Time 음식을 이용하여 사람을 묘사하는 표현 만들기 • Explore Korean Foods Project Time 우리나라의 지역 음식 소개하기



Lesson 3 Everyone's Creative!

Why is creativity important in our lives?

You Can Be Creative, Too!

창의력을 키우는 수수께끼를 풀고 창의력이 향상되는 방법 알아보기

• Being Creative in Different Ways

다양한 유형의 창의적 인물에 대해 듣고 말하기

Function

의견 표현하기

• Unique Gift Ideas

창의적인 발명품에 대해 듣고 말하기

Function

제안하기

Creativity Matters

교통 혼잡 문제를 창의적인 방법으로 해결한 La Paz, Ljubljana, Murcia를 소개하는 글 읽기

Vocabulary

• 반의어를 만드는 접사

Structures

• 전치사 + 관계 대명사

• 관계 부사

Innovative Community Problem-Solving

창의적인 '지역 사회 문제 해결책' 제안하고 발표하기

• Clever Solutions to Traffic Problems Fun Time

창의적인 교통 문제 해결 방안 알아보기

• Creative Ways to Use Things Project Time

물건의 다양한 재사용 아이디어 내기

Lesson 4 Shaping the Future with Technology

How can technology enrich our lives?

Imagining the Future: Then and Now

과거 사람들이 생각한 미래의 모습을 살펴보고, 최신 기술이 적용된 로봇에 대해 알아보기

• Technology from the Future

첨단 기술이 사용된 제품에 대해 듣고 말하기

Function

놀람 표현하기

• AI-Based Devices

AI가 사용된 기술이나 서비스에 대해 듣고 말하기

Function

희망 · 기대 표현하기

AI to the Rescue

AI로 과거의 예술 작품을 복원한 사례를 소개하는 글 읽기

Vocabulary

• 다의어

Structures

• 현재 분사 · 과거 분사

• 분사의 위치

Create Your Own Application

'자신만의 앱'을 디자인하고 발표하기

• AI Comics: Drawing with Technology Fun Time

AI 프로그램을 이용하여 만화 그리기

• Teens' Lives in the Future Project Time

30년 뒤 청소년의 일과에 대해 릴레이 글쓰기

INTRODUCTION

Lesson Map & Big Question

Lesson 1

A Bright Future Ahead

THINK BIG

Big Question
What matters most in your life?

The Startline
The Important Question

Listen & Speak
1 What Are You Good At?
2 Who Is Your Role Model?

Read
My Life's Journey

Write & Present
From Your Future Self
• Hire Me

Teen Vibes
• The Career Dice Challenge

단원을 관통하는 Big Question과 영역별 Topic을 통해 주제와 소재를 미리 파악합니다.

The Startline

The Startline
The Important Question

What life is really about?

1. What are you good at? (to describe future dreams, to describe personal stories, to ask questions about career)

2. Who is your role model? (to write a report about his role model)

Get Ready 활동으로 단원의 주제를 미리 알아본 뒤, 영상을 포함한 시청각 자료를 통해 보기, 듣기, 말하기의 통합 활동을 합니다.

Listen & Speak

What Are You Good At?

1. What are you good at? (to describe future dreams, to describe personal stories, to ask questions about career)

2. Who is your role model? (to write a report about his role model)

Who Is Your Role Model?

1. What are you good at? (to describe future dreams, to describe personal stories, to ask questions about career)

2. Who is your role model? (to write a report about his role model)

다양한 자료와 의사소통 기능을 활용하여 듣기와 말하기의 통합 활동을 합니다.

Before You Read

Key Vocabulary

1. What are you good at? (to describe future dreams, to describe personal stories, to ask questions about career)

2. Who is your role model? (to write a report about his role model)

Core Structures

1. What are you good at? (to describe future dreams, to describe personal stories, to ask questions about career)

2. Who is your role model? (to write a report about his role model)

Key Vocabulary, Core Structures, Topic Preview 활동을 통해 읽기 자료의 핵심 어휘와 언어 형식, 주제를 미리 확인합니다.

Read

Topic Preview

1. What are you good at? (to describe future dreams, to describe personal stories, to ask questions about career)

2. Who is your role model? (to write a report about his role model)

My Life's Journey

Get ready to be inspired as we introduce Lee Dan, a remarkable person with an amazing life's journey. She began her career as a food scientist, but her interests soon took her on a different path. She became a web designer and then followed her passion for farming. With such diverse experiences, Dan has created her own unique journey. We are excited to share her story with our readers.

단원의 주제를 다룬 다양한 장르의 글을 읽고 문해력 및 사고력을 확장합니다.

After You Read

Do you have any final thoughts?

1. What are you good at? (to describe future dreams, to describe personal stories, to ask questions about career)

2. Who is your role model? (to write a report about his role model)

What are you good at?

1. What are you good at? (to describe future dreams, to describe personal stories, to ask questions about career)

2. Who is your role model? (to write a report about his role model)

Graphic Organizer, Details 등의 활동을 통해 읽기 자료에 대한 이해도를 점검합니다.

[illegible]


단원의 주제와 연관된 다양한 형식의 글을 쓰고 발표하는 활동을 합니다.



Teen Vibes

Fun Time
Hire Me

여러 분야의 직업들이 있는 직업 직업이 어디에서나 일할 수 있는 직업이다.




web

I'm applying for a position of

I'm a delivery worker

I'm a web designer

I'm a truck and train coach




You can track the time

Project Time
The Career Dice Challenge

종종 많은 사람들이 직업에 대해 고민합니다.

activity

1. 다양한 직업을 소개하는 게임을 합니다.
2. 게임 규칙을 세고 게임을 시작하여 게임을 합니다.
3. 다양한 직업을 소개하는 게임에 대한 아이디어를 생각해 보고 게임을 합니다.
4. 게임을 할 때 어떤 직업이 가장 흥미로운지 생각해 보십시오.



start

finish

단원의 주제를 기반으로 한 재미있고 창의적인 활동을 통해 사고를 확장합니다.

Fun Time 단위에 관련한 간단한 활동하기

Project Time 단원에 관련한 모둠 활동하기

The Finish Line

The Finish Line

LISTEN

1. 어떤 도시, 나라를 소개하는지 듣고 질문에 답하십시오.

- Describe main features.
- Describe the main sights.
- Compare features with reality.

SPEAK

2. 친구들에게 물어보세요.

Can you tell me about someone you know?

What's a famous place in your country?

GRAMMAR 1

3. 한국에서 가장 아름다운 곳을 소개하십시오.

- Show location a good way to say it.
- Use English.
- There was a time when it was lovely.
- Use adjectives and adverbs to help you.
- Use the specified form.
- Use the specified form.
- Use the specified form.

GRAMMAR 2

4. 어떤 나라를 소개하십시오. (자세히 설명하세요)

- Use the specified form.
- Use the specified form.
- Use the specified form.
- Use the specified form.
- Use the specified form.
- Use the specified form.
- Use the specified form.

READ

5. 어떤 나라를 소개하는지 읽고 질문에 답하십시오.

- Use the specified form.
- Use the specified form.
- Use the specified form.
- Use the specified form.
- Use the specified form.
- Use the specified form.
- Use the specified form.

WRITE

6. 어떤 나라를 소개하는지 쓰고 질문에 답하십시오.

- Use the specified form.
- Use the specified form.
- Use the specified form.
- Use the specified form.
- Use the specified form.
- Use the specified form.
- Use the specified form.

30 | Page

© English Power School

단원에서 학습한 내용을 듣기, 말하기, 언어 형식, 읽기, 쓰기, 어휘의 평가 문제를 통해 종합적으로 점검합니다. 또한 자신의 학업 성취도와 학습 태도를 스스로 점검하고 개선합니다.

Check Yourself

- Big Question에 대해 다시 생각하고 스스로 답해 봅니다.
- 영역별 학업 성취도를 스스로 점검합니다.
- 자신의 학업 태도를 스스로 점검합니다.



Lesson

1

A Bright Future Ahead



Big Question

What matters most
in your life?



The Startline

The Important
Question

Listen & Speak

1 What Are You Good At?

㉠ 능력 여부 표현하기

2 Who Is Your Role Model?

㉠ 설명 요청하기

Read

My Life's Journey

㉠ 반의어

㉠ to 부정사 / 동명사



Write & Present

From Your Future Self


Teen Vibes

- Hire Me **Fun Time**
- The Career Dice Challenge **Project Time**



GET READY

여러분은 무엇을 좋아하고, 어떤 일을 해 보고 싶은가요? 후드 티셔츠에 자유롭게 표현해 봅시다.



VIEW & TALK

1 영상을 보고, 선생님이 학생들에게 제시한 과제를 골라 봅시다.



a

to write about
future dreams

b

to describe
personal worries

c

to ask questions
about oneself

2 여러분이라면 위 과제에 무엇이라고 답할지 생각해 보고, 친구들과 이야기해 봅시다.

I want to be _____
when I grow up.





LISTEN IN



1 대화를 듣고, 여학생의 마지막 말에 대한 남학생의 응답으로 가장 적절한 것을 골라 봅시다.

- Ⓐ I think you can be a good movie star.
- Ⓑ I hope you win the contest next time.
- Ⓒ I'm sure you can make your dream come true.

2 대화를 다시 듣고, 여학생이 어떤 내용의 영상을 제작하고 싶어 하는지 골라 봅시다.



SPEAK OUT

3 잘하는 것과 미래의 꿈을 연결 지어 생각해 보고, 친구들과 대화해 봅시다.

I'm good at drawing. I want to create fantasy webtoons.



- cooking • sports • science
- VR games • _____ Your own

- take part in the Olympic Games
- run my own restaurant
- develop game content
- design a car

• _____ Your own

A What do you want to do in the future?

B I'm good at drawing. So, I want to create fantasy webtoons.

A Sounds awesome! I'm sure you can do it.

B What about you? What are you good at?

A I'm good at cooking. I want to run my own restaurant someday.

B I hope you achieve your dream.

Who Is Your Role Model?



설명 요청하기

Can you tell me about ...?





LISTEN IN

1 대화를 듣고, 남학생이 할 일로 가장 적절한 것을 골라 봅시다.

- (a) watch a science fiction movie
- (b) check out a book at the library
- (c) write a report about his role model





2 대화를 다시 듣고, 두 사람의 롤 모델과 존경하는 이유를 연결해 봅시다.

(1)		•		•	• (a)	showed great passion despite hardships
			Malala Yousafzai			
(2)		•		•	• (b)	fought for children's rights
			Stephen Hawking			

SPEAK OUT

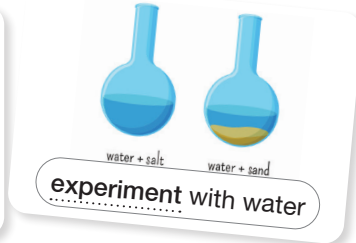
3 롤 모델에 관해 친구들과 대화해 봅시다.

	<p>MUHAMMAD ALI</p> <p>bravely fought for peace, justice, and equality</p>	<p>Do you have a role model?</p>
		<p>Yeah. Lee Tae-seok is my role model.</p>
<p>AMELIA EARHART</p> <p>never gave up on her dream of flying despite many challenges</p>		<p>Lee Tae-seok? I've never heard of him. Can you tell me about him?</p>
		<p>Sure! He dedicated his life to serving the needy people of South Sudan.</p>
<p style="color: orange; font-weight: bold;">Your own</p>		<p>Wow! That's really inspiring!</p>



KEY WORDS

1 밑줄 친 표현의 뜻을 추측하고, 짐작한 것이 맞는지 확인해 봅시다.



WORD BUILDING

2 짝 지어진 단어의 뜻과 관계를 알아본 뒤, 질문에 답해 봅시다.

quit	↔	continue	positive	↔	negative
safe	↔	dangerous	include	↔	exclude
local	↔	global	increase	↔	decrease

- (1) Are you a **positive** person or a **negative** person?
- (2) Do you want to work for a **local** company or a **global** one?
- (3) What kinds of activities can **increase** or **decrease** your happiness?

Core Structures



POINT 1 to 부정사

밑줄 친 부분에 주의하여 문장을 읽어 봅시다.

1. I decided **to include** webtoon creation in my journey.
2. I found new ways **to protect** crops from various diseases.
3. We are excited **to share** her story with our readers.
4. I had to learn a lot **to become** a professional webtoonist.

to 부정사

형태	to+동사 원형
의미	...하기, ...할, ...하려고
역할	명사, 형용사, 부사

1의 to 부정사는 동사의 목적으로 명사 역할을 하고, 2의 to 부정사는 ways를 꾸미는 형용사 역할을 해요.

3, 4에서 to 부정사는 각각 감정의 원인을 나타내거나 목적(...하려고)을 나타내는 부사 역할을 해요.



Quiz I need (prepare / to prepare) for the job interview.

POINT 2 동명사

밑줄 친 부분에 주의하여 문장을 읽어 봅시다.

1. As a webtoonist, **meeting** deadlines and **dealing** with negative comments were tough.
2. In elementary school, I loved **drawing** comics.
3. I dreamed of **living** in the country and **growing** crops myself.

동명사

형태	동사 원형+ing
의미	...하기, ...하는 것
역할	명사

동명사는 문장에서 주어, 목적어, 보어로 쓸 수 있어요. 1에서는 문장의 주어로 쓰였고, 2, 3에서는 각각 동사와 전치사의 목적으로 쓰였어요.

to 부정사와 동명사를 목적으로 쓰는 동사

- to 부정사: want, plan, decide, hope 등
- 동명사: enjoy, mind, keep, finish 등
- 둘 다: like, love, begin, start 등



Quiz She enjoys (to paint / painting) beautiful mountains and lakes.




Topic Preview

FOCUS ON TOPIC

1 여러분은 진로를 선택할 때 어떤 것을 중요하게 생각하나요? 순서대로 번호를 써 봅시다.



2 다음 직업에 가장 필요한 역량은 무엇일까요? 왜 그렇게 생각하는지 친구들과 이야기해 봅시다.



<input type="checkbox"/> physical strength	<input type="checkbox"/> logical thinking	<input type="checkbox"/> curiosity
<input type="checkbox"/> social responsibility	<input type="checkbox"/> communication skills	<input type="checkbox"/> creativity
<input type="checkbox"/> _____	Your own	



My Life's Journey

Get ready to be inspired as we introduce Lee Jian, a remarkable person with an amazing life's journey. She began her career as a food scientist, but her interests soon took her on a different path. She became a webtoonist and then followed her passion for farming. With such diverse experiences, Jian has created her own unique journey. We are excited to share her story with our readers.

Reading Tip

상황과 결과가 어떻게 연결되는지 유의하면서 글의 흐름을 파악합니다.

- 1 Which of the following activities is NOT related to Jian's career?
 Ⓐ drawing comics Ⓑ growing crops Ⓒ taking tourists abroad

☐ journey ☐ inspire ☐ remarkable ☐ career ☐ path ☐ passion ☐ diverse
☐ crop



What were your interests during your school days?

In elementary school, I loved drawing comics, and I felt joy when my friends enjoyed my work. Thus, I dreamed of creating exciting webtoons. In high school, I became interested in global
5 food shortages after reading a webtoon about a hungry boy in Africa. I hoped to develop hybrid plants that would be safe for the environment and our health, while increasing food production. I mean, plants like “pomatoes” that would grow potatoes in the ground and tomatoes above. In college, I loved learning all about
10 food, but I was still into drawing cartoons as well. So, I continued creating comics in a cartoon club.

2 In college, Jian probably studied a field that was related to (art / food).

Could you describe your career path after college?

After graduation, I got a job as a food scientist. My main task was to develop stronger and more productive crops using genetic
15 engineering techniques. I found new ways to protect crops from various diseases. I had wonderful co-workers and worked in a great environment. Since I spent so much time experimenting with crops, however, I had to work even on weekends, and I had little “me” time. I felt I was missing something. So I started drawing comics
20 again and posting them online. As more readers showed interest in my work, I became more passionate about pursuing it as a career. After much thought, I decided to include webtoon creation in my journey.

3 As a food scientist, Jian had a lot of free time to pursue her hobbies. T / F

☐ global ☐ shortage ☐ develop ☐ hybrid ☐ environment ☐ increase ☐ production ☐ task ☐ productive
☐ genetic engineering ☐ technique ☐ disease ☐ experiment ☐ passionate ☐ pursue

Was there anything that was hard for you in your new job?

4 What are the TWO difficulties that Jian faced as a webtoonist?

After quitting my job, I was a little afraid for some time because I was not certain about my future. I also had to learn a lot to become a professional webtoonist. I needed to improve not just my drawing skills, but also my abilities to tell stories. As a webtoonist, meeting deadlines and dealing with negative comments were tough. I learned to manage my time well to finish my work on time. Negative comments often made me feel bad, but I did not let them affect me too much. I always try to remember that I am doing what I love, and that is what matters most!

- ☐ professional ☐ improve ☐ meet a deadline ☐ deal with ☐ negative
☐ manage ☐ on time ☐ affect ☐ matter



As a successful webtoonist, how did you come up with the idea of challenging yourself as a farmer?

While working as a food scientist, I dreamed of living in the country and growing crops myself. Also, I thought the country
5 would offer a better environment for my family. After a long talk, my family and I decided to move to the countryside. With the help of skilled local farmers, we started growing vegetables on a small plot of land. At a training session for new farmers, I learned about smart farms and soon built one. Thanks to smart farming technology, we
10 now produce about thirty times more vegetables than before. Since I am always able to monitor the farm with my cell phone and easily control everything remotely, I can also work on drawing webtoons. Fortunately, many readers enjoy the webtoons about my farming adventure.

5 How does Jian produce more vegetables?

Over to You 1

What would you want to grow in a smart farm?

- ☐ successful ☐ come up with ☐ challenge ☐ countryside ☐ skilled ☐ local
☐ a plot of land ☐ thanks to ☐ technology ☐ monitor ☐ remotely ☐ fortunately



Do you have any final thoughts?


6 What are Jian's videos about?

Over to You 2

Which job do you like the most, and why?

Recently, I have started to create videos of myself working on the farm and post them on social media. I have gained many young followers who leave positive comments and even come to visit the village. I am thinking of starting a farm-stay program for people of all ages. I hope to see more young people in farming fields. We desperately need a new generation of farmers to take care of the land and help feed the world. ⁵

-
- ☐ recently ☐ gain ☐ positive ☐ desperately ☐ generation ☐ take care of
☐ feed





FOLLOW THE STORY

1 본문의 내용과 일치하도록 사건이 일어난 순서대로 기호를 써 봅시다.

(a) As a food scientist, she discovered new ways to protect crops from diseases.

(b) She improved her skills and became a professional webtoonist.

(c) Jian liked drawing comics as an elementary school student.

(d) She ran a smart farm and created webtoons at the same time.

(e) In college, she studied food and joined a cartoon club.

(c)

➔

➔

➔

➔

DETAILS

2 본문의 내용과 일치하도록 각 질문에 알맞은 답을 골라 봅시다.

(1) What made Jian interested in food shortage?

- (a) reading a webtoon about a hungry boy
- (b) watching documentaries about smart farming

(2) How did Jian deal with negative comments about her webtoons?

- (a) by reading her own comics
- (b) by holding onto her passion

(3) What does Jian hope to do now?

- (a) to create videos about farmers' lives
- (b) to see more young people in farming fields



STEP 1 STUDY THE MODEL

미래의 내가 현재의 나에게 보내는 편지를 읽고, 어떤 내용으로 구성되어 있는지 살펴봅시다.

Dear Sora,

Long time no see. You wonder what you are going to do in the future, don't you? You want to become an amazing webtoonist. To achieve this goal, focus on two key things. Firstly, take online drawing lessons. It will help you build your skills and confidence. Secondly, try to read books and experience new things. This will help you get better at telling stories and coming up with new ideas. Most importantly, remember to have fun and enjoy the journey to your dream!

Good luck,
Your Future Self

장래 희망


계획 1과 이유

계획 2와 이유

자신의 미래 직업을 생각해 보고, 그 꿈을 이루기 위해 지금 무엇을 하면 좋을지를 주제로 편지를 쓰며 진로를 고민해 볼 수 있습니다.

STEP 2 BRAINSTORM YOUR IDEAS

여러분의 미래 모습을 그리고, 꿈을 이루기 위한 계획을 메모해 봅시다.



미래의 꿈을 이루기 위해 현재의 내가 하면 좋은 일	
1	
2	

다음 페이지에서 편지의 기본 형식에 맞추어 써 보세요. 첫머리에는 받는 이와 안부 인사를, 본문에는 중심 내용을, 끝맺음에는 끝인사와 보내는 이를 씁니다.



STEP 3 WRITE YOUR OWN

STEP 2에 메모한 것을 이용하여 자신에게 보내는 편지를 완성해 봅시다.



Dear _____,

Long time no see. You wonder what you are going to do in the future, don't you? You want to become a(n) _____. To achieve this goal, focus on two key things. Firstly, _____ .

It will help you _____ .

Secondly, _____ .

This will help you _____ .

Most importantly, remember to have fun and enjoy the journey to your dream!

Good luck,
Your Future Self

STEP 4 REVISE AND COMPLETE

여러분이 쓴 글을 검토하고 짝과 바꾸어 읽으며 한 번 더 점검한 뒤, 글을 완성해 봅시다.

- 1 꿈을 명확하게 제시했나요? ☐ YES ☐ NO
- 2 적절한 계획과 이유를 구체적으로 잘 설명했나요? ☐ YES ☐ NO
- 3 문장의 형식에 맞춰 썼나요? 다음 사항들을 확인해 봅시다.
☐ 철자 ☐ 대·소문자 ☐ 문장 부호 ☐ 어법



Present Your Writing



1

여러분이 쓴 글을 발표하기 전에 아래의 도움말을 참고해 봅시다.

Tips for Presentation

- 1 내 꿈과 어울리는 시각 자료와 발표 대본을 준비하세요.
- 2 맨 뒤에 있는 사람까지 들을 수 있도록 크고 분명하게 말하세요.
- 3 주어진 발표 시간에 맞추도록 충분히 연습하세요.

2

여러분이 쓴 글을 발표해 봅시다.

“ Today, I'd like to share a letter I received from my future self. It gives me advice on how to become an amazing webtoonist. According to my future self, there are two key things to focus on. Firstly, taking online drawing lessons is a great way to build my skills and confidence. Secondly, trying to read books and experience new things can help me get better at telling stories and coming up with new ideas. I plan to keep working toward my goal while enjoying the journey to my dream! Thank you for listening to my presentation! ”



3

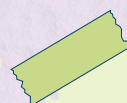
친구들의 발표를 듣고, 친구들의 꿈과 계획을 간단히 메모해 봅시다.



Name: _____



Name: _____



Name: _____

Fun Time

Hire Me

아래 곤충이나 동물에게는 어떤 직업이 어울리나요? 즐겁게 상상해 봅시다.



Ⓐ a delivery worker

Ⓑ a web designer

Ⓒ a track and field coach



나에게 어울리는
직업을 추천해 봐!





Project Time


The Career Dice Challenge

모둠별로 진로 주사위를 이용하여 놀이해 봅시다.

How to play

- 1 129쪽에 있는 전개도를 오려 붙여 주사위를 완성합니다.
- 2 모듬을 구성하고, 모듬 내에서 주사위를 던질 순서를 정합니다.
- 3 자신의 주사위를 던져 윗면에 적힌 질문에 완전한 문장으로 답하면 미로에서 다음 말(👤)이 있는 곳까지 이동합니다.

*이미 답한 질문이 나오면 다음 사람에게 기회가 넘어갑니다.



FINISH



LISTEN

- 1** 대화를 듣고, 남학생의 충고로 가장 적절한 것을 골라 봅시다.
- Ⓐ Review math lessons.
 - Ⓑ Take the math test again.
 - Ⓒ Help friends with math.

SPEAK

- 2** 다음 질문에 답해 봅시다.

Can you tell me about someone you admire?

Sure! I admire _____ because _____.

GRAMMAR 1

- 3** 괄호 안에서 어법상 알맞은 것을 골라 봅시다.
- (1) She knows a good way (help / to help) him.
 - (2) This app is easy (use / to use).
 - (3) We don't have a ball (playing / to play) with.
 - (4) He decided (buying / to buy) a new computer.

GRAMMAR 2

- 4** 밑줄 친 부분이 맞으면 ○표시를 하고, 틀리면 바르게 고쳐 봅시다.
- (1) I enjoy going for long walks.
 - (2) Are you interested in study French?
 - (3) Do you mind to open the window?
 - (4) I'm looking forward to hear from you.

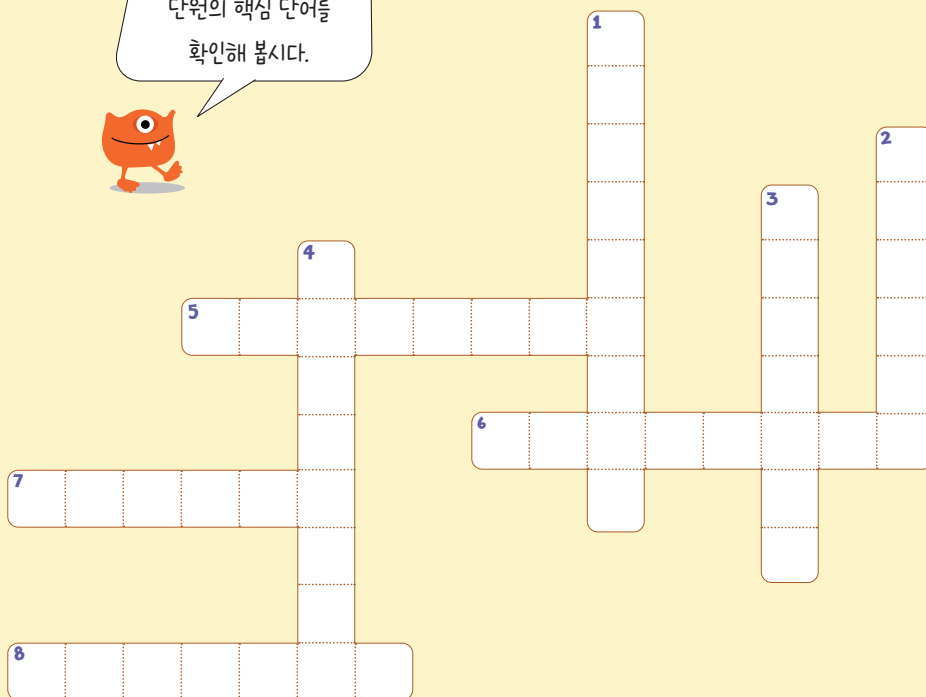
READ

- 5** 본문의 내용과 일치하면 T에, 일치하지 않으면 F에 표시해 봅시다.
- (1) Lee Jian joined a farming club in college. T / F
 - (2) She learned how to grow vegetables from local farmers. T / F
 - (3) She is thinking of starting a farm-stay program for the young. T / F

WRITE

- 6** '미래의 나'와 가상으로 인터뷰해 봅시다.
- (1) Why did you choose this job?
→ _____
 - (2) What kind of things did you try?
→ _____
 - (3) How did you overcome the difficulties?
→ _____

퍼즐을 풀면서
단원의 핵심 단어를
확인해 봅시다.



Down

- 1 도전
- 2 추구하다
- 3 열정
- 4 긍정적인

Across

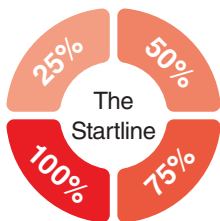
- 5 부족
- 6 부정적인
- 7 영향을 끼치다
- 8 여행, 여정

Check Yourself

- 1 이 단원의 Big Question에 답해 봅시다.


What matters most in your life?

- 2 영역별 학습 목표를 얼마나 달성했는지 표시해 봅시다.



- 3 자신의 학습 태도를 점검해 봅시다.



- ☐ 수업에 적극적으로 참여했나요?
- ☐ 친구와 서로 공감하고 배려하며 잘 협업했나요?
- ☐ 배운 내용을 다양한 상황에 적용할 수 있도록 노력했나요?



Lesson

2

Eat Well, Feel Good



Big Question

How can food promote respect for different cultures?

The Startline

Things that Surprise Us

Listen & Speak

• Food Preferences

㉠ 선호 표현하기

• Birthday Food

㉡ 음식 권하기

Read

Eggs, You're So Egg-cellent!

㉢ 요리와 관련한 단어

㉣ 수동태 / 동사 + 목적어 + (to) 동사 원형



Write & Present

Be a Poet!

Teen Vibes


- Food Idioms **Fun Time**
- Explore Korean Foods **Project Time**




GET READY

음식과 관련한 정보를 읽고, 가장 흥미로운 것과 그 이유를 말해 봅시다.

Potatoes were the first food crop planted in space.



Carrots were originally purple and yellow, not orange.




Margherita pizza is named after a queen.



Cotton candy was created by a dentist.



Ketchup was once used as a medicine.



VIEW & TALK

1 영상을 보고, 아래의 설명에 해당하는 나라를 주어진 상자에서 골라 써 봅시다.



- (1) Don't eat with a fork. _____
- (2) Eat with your right hand. _____
- (3) Don't pass salt across the table. _____
- (4) Make sounds while eating noodles. _____

Italy Japan India Thailand

2 우리나라의 식사 예절에 대해 친구들과 이야기해 봅시다.

It's (im)polite to _____ in Korea.

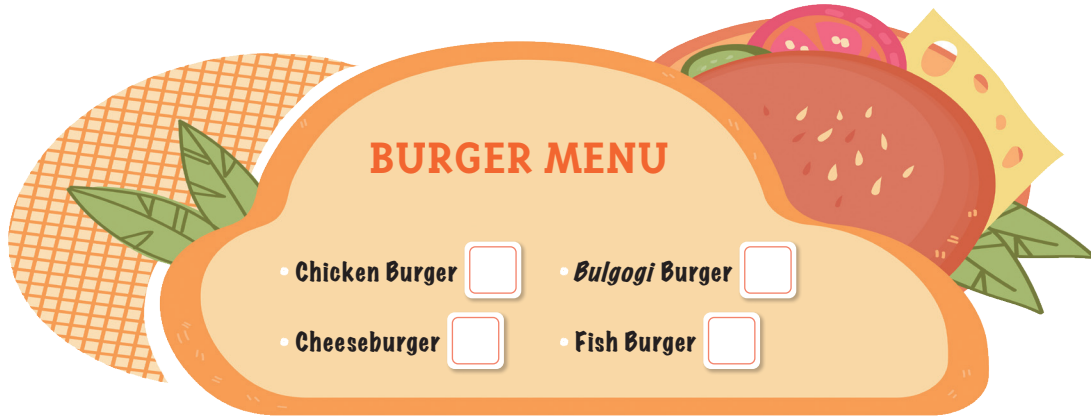




LISTEN IN



- 1 대화를 듣고, Mark가 좋아하는 햄버거에는 M을, Wendy가 좋아하는 햄버거에는 W를 써 봅시다.



- 2 대화를 다시 듣고, 괄호 안에서 알맞은 것을 골라 봅시다.

The new burger restaurant is next to the (museum / city library).

SPEAK OUT

- 3 각 항목의 음식 중에서 더 선호하는 것에 부등호(<, >)로 표시한 뒤, 친구들과 대화하며 취향 짝궁을 찾아 봅시다.

desserts	donuts ○ macarons
noodles	jjajangmyeon ○ jjamppong
pizza	pepperoni pizza ○ Hawaiian pizza
jjigae	kimchijjigae ○ doenjangjjigae

Let's talk about **desserts**. Which do you prefer, **donuts** or **macarons**?



A I prefer **macarons**!
B I prefer **macarons**, too!
A, B We have the same taste!



A I prefer **donuts**.
B I prefer **macarons**!
A, B We have different tastes!

Birthday Food



음식 권하기

Would you like to try ...? / Please try

LISTEN IN

1 대화를 듣고, 대화에서 언급되지 않은 것을 골라 봅시다.



2 대화를 다시 듣고, 괄호 안에서 각각 알맞은 것을 골라 봅시다.

Countries have (the same / different) birthday (gift / food) traditions.

SPEAK OUT

3 세계 음식 축제의 다양한 음식 중 먹고 싶은 것을 고른 뒤, 친구들과 음식을 권하는 대화를 나눠 봅시다.



French Food



Ratatouille 라타투이

Thai Food



Tom Yum Goong 톰얌꿍

Spanish Food



Paella 파에야

Indian Food



Tandoori Chicken 탄두리 치킨

Vietnamese Food



Banh Mi 반미

A Welcome to the French Food booth. Would you like to try some ratatouille?

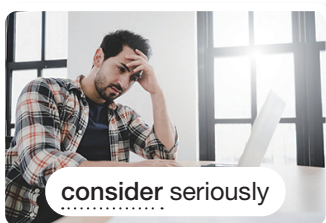

B Yes, thank you. That looks delicious.

A Here's a plate for you. I hope you like it.



KEY WORDS

1 밑줄 친 표현의 뜻을 추측하고, 짐작한 것이 맞는지 확인해 봅시다.



WORD BUILDING

2 주어진 단어들을 분류하여 알맞은 상자에 써 봅시다.



chop salt pan spice top pepper heat bacon pot fry
onion steam garlic crack poach oven cut

(1) How to Cook

chop, top

(2) Ingredients

salt, spice

(3) Cooking Tools

pan

Core Structures



POINT 1 수동태

밑줄 친 부분에 주의하여 문장을 읽어 봅시다.

1. First, chopped onions **are fried** in a pan.
2. An English muffin **is cut** in halves and **topped** with bacon, a poached egg, and a creamy sauce.
3. The Italian dish **can be enjoyed** at any time of the day.

1, 2에서 왜 동사를

「be 동사 + 과거 분사(+ by)」의 형태로 썼을까요?
주어가 문장의 동사가 나타내는 행위를 당하는
대상이라서 그래요. 이것 수동태라고 해요.



3처럼 조동사가 있는 수동태는

「조동사 + be + 과거 분사(+ by)」의
형태로 써요.



Quiz The chef prepared a special meal.

→ A special meal _____ by the chef.

POINT 2 동사 + 목적어 + (to) 동사 원형

밑줄 친 부분에 주의하여 문장을 읽어 봅시다.

1. Now, I **want you to share** your favorite egg dishes with us.
2. **Let me tell** you about shakshuka, a popular dish in my country.
3. Shakshuka **helped me (to) feel** a sense of belonging.

동사에 따라 목적어의 보어로 to 부정사나
동사 원형이 오기도 해요. 그리고 help는 to 부정사와
동사 원형을 모두 목적격 보어로 취할 수 있어요.



동사 + 목적어 + (to) 동사 원형

- want, advise, allow ... + 목적어 + to 부정사
- let, make, have ... + 목적어 + 동사 원형
- help + 목적어 + 동사 원형 / to 부정사


Quiz The doctor advised her _____ more water. (drink)



Topic Preview

FOCUS ON TOPIC

1 달걀의 장점을 살펴보고, 여러분이 알고 있는 달걀의 장점을 써 봅시다.



2 달걀로 만든 다음 음식을 검색한 뒤, 흥미로운 사실을 찾아 적어 봅시다.

Frittata 	프리타타 <i>This dish is similar to an omelet.</i> _____ _____ _____	Eggs Benedict 	에그 베네딕트 <i>April 16th is Eggs Benedict Day.</i> _____ _____ _____
Shakshuka 	샤슈카 <i>It is also called "Eggs in hell."</i> _____ _____ _____	Gyeranjjim 	계란찜 <i>This Korean food is served as a side dish.</i> _____ _____ _____



Eggs, You're So Egg-cellent!



Frittata



Eggs Benedict



Shakshuka



Gyeranjjim

Welcome to Ashley's blog. In this blog, teens can share stories of exciting food from around the world. Every week we focus on one common ingredient and explore dishes that can be prepared using the ingredient.



Reading Tip

여러 개의 조각 글을 서로 비교, 대조하면서 글의 내용을 파악합니다.



☐ recipe ☐ focus on ☐ common ☐ ingredient ☐ explore ☐ prepare

1 What is this week's ingredient in Ashley's blog?

2 When can frittata be enjoyed?

Over to You 1

What is your favorite egg dish?

This week's ingredient is eggs. I like to make frittata with the eggs from the fridge. The Italian dish can be enjoyed at any time of the day, and it is simple to prepare. First, chopped onions are fried in a pan. Then, a mixture of eggs, salt, cheese, and meat is added. The mixture is cooked and heated in an oven. Any leftover vegetables from my fridge can also be added. It can reduce food waste at home. When friends come over, I often make frittatas. It is a great way to enjoy good food and spend time together. If you are looking for a dish that works wonders, give frittata a try. Now, I want you to share your favorite egg dishes with us.

5

10



☐ fridge
 ☐ chop
 ☐ mixture
 ☐ leftover
 ☐ reduce
 ☐ come over
 ☐ look for
 ☐ give ... a try

Healthy Eggs Benedict

Hi, I am Olivia Benedict from New York. My favorite egg dish is eggs Benedict. I enjoy having this dish for breakfast or brunch because it is healthy and simple to make. An English muffin is cut in
5 halves and topped with bacon, a poached egg, and a creamy sauce. When I was young, I disliked eggs. Then one Sunday morning, my family went to a restaurant in the city center. To my surprise, I came across a dish with my family name: eggs Benedict. I tried it, and it tasted great. Thanks to eggs Benedict, I have developed an interest
10 in various egg dishes.

3 Olivia likes to eat eggs Benedict for _____.



☐ top ☐ poach ☐ dislike ☐ to one's surprise ☐ come across ☐ taste ☐ develop ☐ various

4 Chopped tomatoes, onions, peppers, and garlic are cooked after adding eggs. **T / F**

Hearty Shakshuka

Hello. I am Hamza Dridi from Tunisia. Let me tell you about shakshuka, a popular dish in my country. It is my comfort food, and it is not difficult to prepare. First, chopped tomatoes, onions, peppers, and garlic are cooked in an oiled pan. Next, you add spices ⁵ and crack eggs into the pan. The dish is commonly served with bread. I consider shakshuka to be a special dish because it helped me feel a sense of belonging.



☐ hearty ☐ comfort ☐ pepper ☐ spice ☐ crack ☐ commonly ☐ serve ☐ consider ☐ belonging



When I was having trouble in middle school, my father and I prepared shakshuka for breakfast during a camping trip, and the whole family shared this hearty meal. As we cooked, ate, talked, and laughed, we grew closer to one another. In fact, the name


5 “shakshuka” means “a mixture,” and the dish made me feel like I was part of a happy mixture. Thanks to this egg dish, I no longer have trouble at school.

5 Hamza enjoyed shakshuka with his (friends / family), and this helped him feel a sense of (duty / belonging).

Over to You 2

What is your comfort food?

☐ have trouble in ☐ one another ☐ no longer





6 Who helped Jinho make *gyeranjjim*?

7 Ashley is looking forward to discovering more stories about eggs next week. **T / F**

Over to You 3

Have you ever prepared egg dishes for someone? If so, describe your experience.

The Magic of *Gyeranjjim*

Hi. I am Jinho Kim from Korea. I want to share my story about *gyeranjjim*, a Korean steamed egg dish. The word *gyeran* means “egg,” and *jjim* refers to steamed food. This Korean dish is served as a side dish for a meal. It is very special to me. When I was in 6th grade, I cooked delicious steamed eggs for my mother’s birthday with a little help from my grandmother. I became confident about cooking, and I even developed a passion for it. In fact, I now dream of becoming a chef. Oh, I almost forgot to tell you how to make *gyeranjjim*! It is very easy to make it. Just beat eggs in a pot, add water, salt, and chopped green onions, and then steam the mixture. Anyone can make this “egg-cellent” dish.



How “egg-citing”! I did not know such tiny eggs can bring huge benefits to teens in different parts of the world. I am looking forward to discovering more fascinating stories about a new ingredient next week.



- ☐ steam ☐ refer to ☐ side dish ☐ confident ☐ passion ☐ beat ☐ tiny ☐ benefit ☐ look forward to
☐ discover ☐ fascinating



GRAPHIC ORGANIZER

1 빈칸에 알맞은 말을 넣어 본문에 소개된 달걀 요리법을 완성해 봅시다.

Frittata	Eggs Benedict
1. ⁽¹⁾ _____ chopped onions in a pan. 2. Add a mixture of eggs, salt, cheese, and meat. 3. Cook and heat in an oven.	1. ⁽²⁾ _____ an English muffin in halves. 2. Top with bacon, a ⁽³⁾ _____ egg, and a creamy sauce.
Shakshuka	Gyeranjjim
1. ⁽⁴⁾ _____ tomatoes, onions, peppers, and garlic. 2. Cook in an oiled pan. 3. Add ⁽⁵⁾ _____ and crack eggs into the pan.	1. ⁽⁶⁾ _____ eggs in a pot. 2. Add water, salt, and chopped green onions. 3. Steam the mixture.

fry spices beat chop poached cut

DETAILS

2 본문의 내용과 일치하면 T에, 일치하지 않으면 F에 표시해 봅시다.

- (1) Frittata helps Ashley reduce food waste. **T / F**
- (2) Eggs Benedict made Olivia become interested in various egg dishes. **T / F**
- (3) Hamza and his father prepared shakshuka for breakfast during the camping trip. **T / F**
- (4) Gyeranjjim is a Korean dish served as the main course. **T / F**

여러분이 할 수 있는 달걀 요리는 무엇인가요? 특별한 요리법을 친구들과 공유해 봅시다.





STEP 1 STUDY THE MODEL

다섯 가지 감각과 음식 이미지를 이용한 모양 시를 읽고, 어떤 내용으로 구성되어 있는지 살펴봅시다.

음식 이름
Taco

촉감
Feels like a crunchy chip. Sounds like a crispy shell.

모양
Looks like a half moon.

소리

냄새
Smells like a cheeseburger.

맛
Tastes like a world tour in a bite.

모양 시는 시의 형태가
특정한 모양을 띠는
시를 말해요. 비유에 유의하며
시를 읽어보세요.

Cotton Candy

Looks like a colorful cloud in the sky. Feels like a pillow on my bed. Sounds like an angel's whisper. Smells like a sweet dream. Tastes like a happy moment.

STEP 2 BRAINSTORM YOUR IDEAS

좋아하는 음식을 묘사하는 모양 시에 넣을 내용을 메모해 봅시다.

The name of my favorite food 좋아하는 음식 이름

Image

모양 시에 쓸 사진 또는 그림

Look 모양

Feel 촉감

Sound 소리

Smell 냄새

Taste 맛

시에는 창의적이고 자유로운 표현을
쓸 수 있어요. 여러분이 좋아하는 음식을
떠올리며 창의력을 발휘해 보세요.



STEP 3 WRITE YOUR OWN

STEP 2에 메모한 것을 이용하여 여러분의 음식 모양 시를 완성해 봅시다.



STEP 4 REVISE AND COMPLETE

여러분이 쓴 시를 검토하고 짝과 바꾸어 읽으며 한 번 더 점검한 뒤, 시를 완성해 봅시다.

1 음식에 관한 묘사나 느낌이 잘 표현되었나요? YES NO

2 시에 사용한 비유가 참신한가요? YES NO

3 문장의 형식에 맞춰 썼나요? 다음 사항들을 확인해 봅시다.

☐ 철자 ☐ 대·소문자 ☐ 문장 부호 ☐ 어법



Present Your Writing




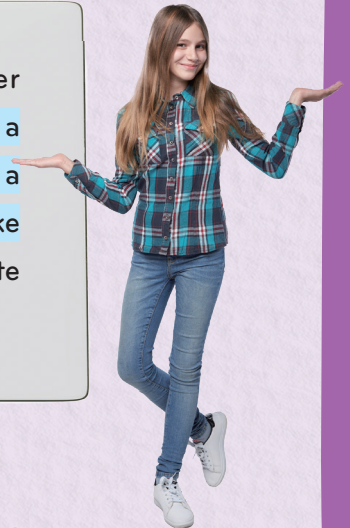
1 음식 모양 시를 낭송하며 친구들과 함께 ‘음식 알아맞히기’ 놀이를 해 봅시다.

How to play

- 1 모둠을 구성하고, 모둠 내에서 발표할 순서를 정합니다.
- 2 순서대로 음식 모양 시를 낭송합니다. 이때, 음식 이름을 말하지 않도록 주의합니다.
- 3 다른 모둠원은 모양 시에서 묘사한 음식이 무엇인지 추측하여 말합니다. 모둠원들이 말한 음식이 정답이면 발표자는 자신의 모양 시를 보여 줍니다.
- 4 정답을 맞힌 사람이 1점을 얻고, 최고 득점자가 우승합니다.

2 친구들의 시 낭송을 듣고, 떠오르는 이미지를 그림으로 그려 봅시다.

“Today, I’m going to share my shape poem. After listening, guess what my favorite food is. It looks like a half moon. It feels like a crunchy chip. It sounds like a crispy shell. It smells like a cheeseburger. It tastes like a world tour in a bite. So, what do you think my favorite food is?”



Teen Vibes

Fun Time Food Idioms

음식을 이용하여 사람을 묘사하는 표현을 살펴보고, 여러분만의 창의적인 표현을 만들어 봅시다.

Breadwinner



a person who earns money to support a family

Big cheese



an important or influential person

Small fry



a minor or unimportant person

Bad apple



a troublemaker

Tough cookie



a strong and determined person

Your own

Project Time

Explore Korean Food

STEP 1

모듬별로 우리나라의 지역 네 곳을 고르고, 해당 지역의 특색 있는 음식을 조사해 봅시다.

Region	Food

*우리말을 영문으로 쓸 때는 국립국어원의 '국어의 로마자 표기법' 누리집(kornorms.korean.go.kr)을 참고하세요.

STEP 2

위 내용을 바탕으로 우리나라의 지역 음식을 소개하는 글을 쓴 뒤, 모듬별로 발표해 봅시다.



Bibimbab / Jeonju

a bowl of warm rice topped with a variety of seasoned vegetables and meat, served with gochujang

Seoul Busan
Gwangju Gyeongju
Sokcho Jeju
Jeonju
Daejeon
Your own

여러분이 가장 먹어 보고 싶은 음식은 무엇인가요?



The Finish Line



LISTEN

1 대화를 듣고, 대화가 끝난 뒤 Jamie가 할 일로 가장 적절한 것을 골라 봅시다.

- Ⓐ make chocolate cookies
- Ⓑ try cookies Jiho baked
- Ⓒ eat pizza with cheese sauce

SPEAK

2 여러분이 선호하는 음식에 대해 말해 봅시다.

Which do you prefer, sweet or salty food?

I prefer _____ food. My favorite food is _____.

GRAMMAR 1

3 어법상 어색한 것을 골라 바르게 고쳐 봅시다.

- Ⓐ He is called a big cheese.
- Ⓑ I clean the dirty dishes every day.
- Ⓒ The promise should keep by both of us.

GRAMMAR 2

4 괄호 안에서 어법상 알맞은 것을 골라 봅시다.

- (1) She wants me (become / to become) a chef.
- (2) He made her (clean / to clean) the refrigerator.
- (3) My teacher allowed us (cook / to cook) together.

READ

5 다음 설명에 맞는 달걀 요리를 주어진 상자에서 골라 봅시다.

Gyeranjjim	Eggs Benedict
Frittata	Shakshuka

- (1) an egg dish cooked in a sauce popular in Tunisia
- (2) a dish made with bacon, a poached egg, and a creamy sauce on an English muffin
- (3) a Korean steamed egg dish
- (4) an Italian dish that mixes eggs with ingredients such as salt, cheese, meat, and vegetables

WRITE

6 빈칸에 알맞은 말을 넣어 피자에 대한 시를 완성해 봅시다.

Pizza



- Looks like a colorful painting.
- Feels like _____.
- Sounds like _____.
- Smells like _____.
- Tastes like a slice of heaven.

워드 스크램블을 풀면서
단원의 핵심 단어를
확인해 봅시다.



우리말 뜻

- 1 재료 2 자신감 있는 3 소속 4 남은; 남은 음식
5 흔히, 보통 6 깨뜨리다, 깨지다

1 nrtgdeinei

2 idfnotcne

3 nibneoglg

4 rtvfeael

5 locmoymn

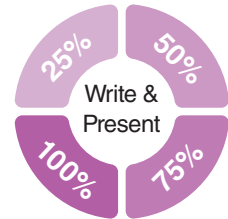
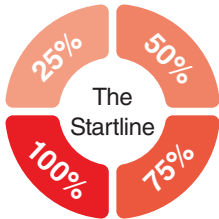
6 rcakc

Check Yourself

- 1 이 단원의 Big Question에 답해 봅시다.

How can food promote respect for different cultures?

- 2 영역별 학습 목표를 얼마나 달성했는지 표시해 봅시다.



- 3 자신의 학습 태도를 점검해 봅시다.

- ☐ 수업에 적극적으로 참여했나요?
- ☐ 친구와 서로 공감하고 배려하며 잘 협업했나요?
- ☐ 배운 내용을 다양한 상황에 적용할 수 있도록 노력했나요?



Lesson

3

Everyone's Creative!

Big Question

Why is creativity important in our lives?

The Startline

You Can Be Creative, Too!

Listen & Speak

- Being Creative in Different Ways
 - ㉞ 의견 표현하기
- Unique Gift Ideas
 - ㉞ 제안하기

Read

Creativity Matters

- ㉞ 반의어를 만드는 접사
- ㉞ 전치사 + 관계 대명사 / 관계 부사



Write & Present

Innovative Community
Problem-Solving

Teen Vibes


- Clever Solutions to Traffic Problems **Fun Time**
- Creative Ways to Use Things **Project Time**



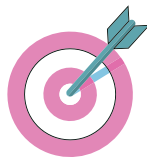
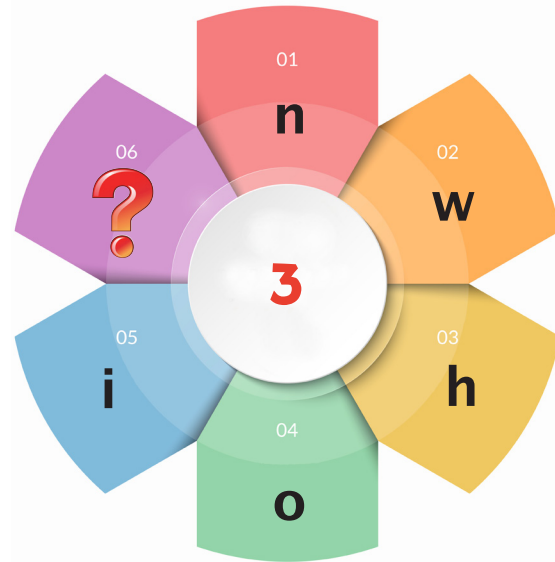
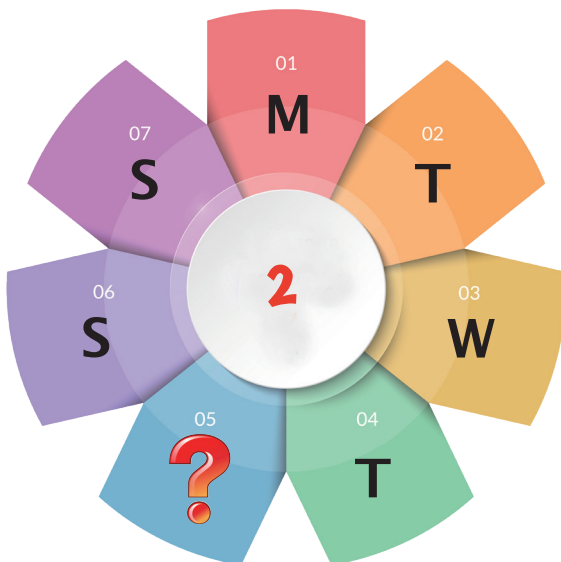
GET READY

짜과 함께 창의력을 키우는 수수께끼를 풀어 봅시다.

1 다음의 그림이 나타내는 영어 단어는 무엇일까요?



[2~3] 다음 물음표에 들어갈 영어 철자는 무엇일까요?



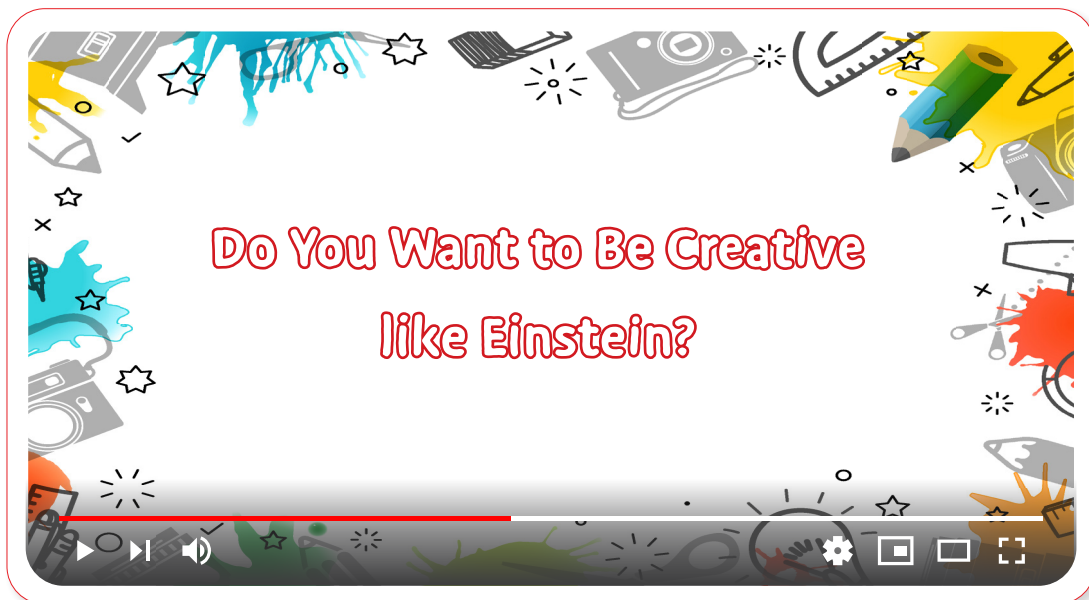
정답의 단서가 필요하면 교과서를 거꾸로 들어 보세요.



1. 😊는 laugh를 의미해요. 2. 인종영웅을 떠올려 보세요. 3. 하나, 둘, 셋, ...

VIEW & TALK

1 영상을 보고, 영상의 목적을 골라 봅시다.




(a) to give a warning

(b) to give advice

(c) to describe a problem

여러분이 답을 고른
근거는 무엇인가요?



2 영상에 제시된 창의성을 키우는 방법 중 가장 마음에 드는 것과 그 이유를 친구들과 이야기해 봅시다.

To develop creativity, _____.
It's important because _____.





LISTEN IN



1 대화를 듣고, 두 사람이 무엇을 하고 있는지 골라 봅시다.



2 대화를 다시 듣고, 대화가 끝난 뒤 Vicky가 할 일로 가장 적절한 것을 골라 봅시다.

- (a) take a survey (b) buy art supplies (c) meet an artist

SPEAK OUT

3 다양한 유형의 창의적 인물에 대한 설명을 읽고, 친구들과 이야기해 봅시다.

King Sejong the Great



a producer

- make things happen as a leader
- put ideas into action to produce results


Galileo Galilei



an innovator

- come up with improved solutions
- try to do things in new ways

Frida Kahlo



an artist

- see and create beauty
- express ideas in unique ways

Ferdinand Magellan



an adventurer

- take risks
- explore an unknown world

What kind of creative person are you?



I think I'm an **adventurer**.



What makes you say that?



Well, I love to **take risks** and **explore** an unknown world.

Unique Gift Ideas



제안하기

What[How] about ...?

LISTEN IN

1 대화를 듣고, 남학생의 마지막 말에 대한 여학생의 응답으로 가장 적절한 것을 골라 봅시다.

- Ⓐ Which dog are you talking about?
- Ⓑ Yeah, my dog won't get wet anymore.
- Ⓒ That's a great idea. I'll order one online.



2 대화를 다시 듣고, 대화의 내용과 일치하면 T에, 일치하지 않으면 F에 표시해 봅시다.


- (1) Sujin's grandmother has a dog. T / F
- (2) Mike asks for suggestions for a gift. T / F

SPEAK OUT


3 아래의 각 발명품에 해당하는 기능을 고르고 어느 것이 마음에 드는지 생각해 본 뒤, 친구들과 창의적인 발명품에 대해 대화해 봅시다.

Creative and Unique Products for Everyone!


pizza scissors


☐

an instant bag hanger


☐

a magnetic eyeglass holder


☐

Ⓐ

carry eyeglasses on a shirt

Ⓑ

hang a bag without difficulty

Ⓒ

cut and serve pizza easily

A Hey, what's up?

B Hi, I'm shopping online for a gift for my aunt.

A Really? Let me take a look. Wow, this site has a lot of creative items.

B I can't decide. Do you have any suggestions?

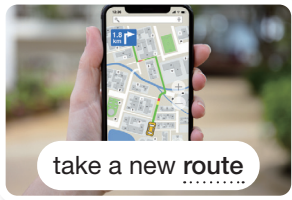
A What about pizza scissors?

B That'll be great. She can cut and serve pizza easily with pizza scissors.



KEY WORDS

1 밑줄 친 표현의 뜻을 추측하고, 짐작한 것이 맞는지 확인해 봅시다.



WORD BUILDING

2 상자 속 단어들의 관계를 살펴보고, 괄호 안에서 알맞은 것을 골라 봅시다.

un-	+	happy clean fortunately	=	unhappy unclean unfortunately
im- / in-	+	practical possible complete dependent	=	impractical impossible incomplete independent

- (1) (Fortunately / Unfortunately), the driver could not avoid the accident.
- (2) The idea seems very (practical / impractical), and everybody thinks it will fail.
- (3) It is important to have close friends, but don't become too (dependent / independent).

Core Structures



POINT 1 전치사 + 관계 대명사

밑줄 친 전치사와 관계 대명사의 쓰임에 주의하여 문장을 읽어 봅시다.

1. More and more people commuted to the capital in which they worked.
2. Traffic congestion was a nightmare for many people for whom regular commute was essential.
3. They have a cable car line on which people can commute high above the ground.

관계 대명사가 전치사의 목적어가 되는 경우, 전치사는 ㉠처럼 관계 대명사가 이끄는 절의 끝에 오거나 ㉡처럼 관계 대명사 앞에 올 수 있어요.

㉠ The person whom he was waiting for didn't come.

㉡ The person for whom he was waiting didn't come.



Quiz

Here is an article. + You may be interested in it. (which)

→ Here is an article _____ you may be interested.

POINT 2 관계 부사

밑줄 친 관계 부사의 쓰임에 주의하여 문장을 읽어 봅시다.

1. Ljubljana is the capital of Slovenia in Central Europe where about 300,000 residents live.
2. I will never forget the day when I was in a car accident.
3. Can you explain the reason why the subway was delayed during rush hour?

관계 부사는 앞의 선행사를 수식하는
형용사절을 이끕니다.



관계 부사

- 선행사 (시간) + when
- 선행사 (장소) + where
- 선행사 (이유) + why

Quiz

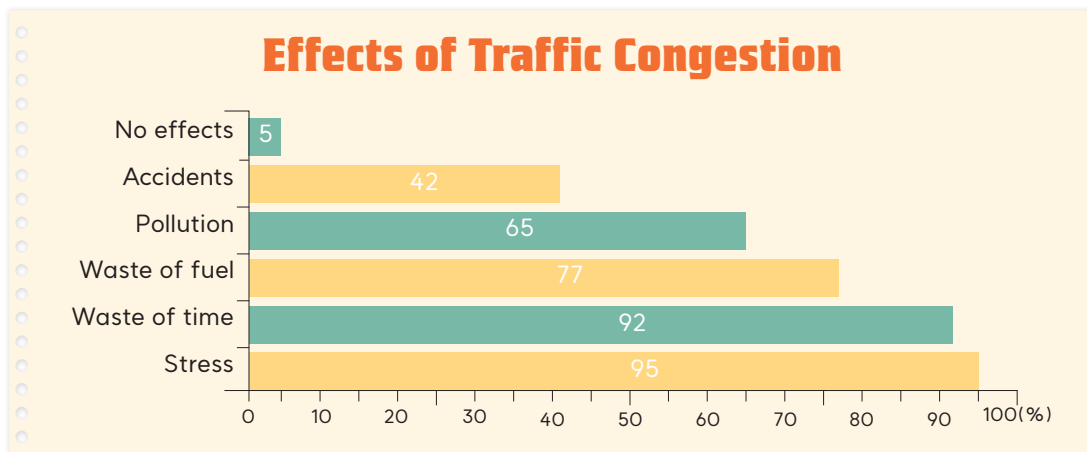
Many people come to the capital (where / why) there are exciting museums.



Topic Preview

FOCUS ON TOPIC

1 교통 혼잡으로 인해 생기는 문제에 대한 설문 결과를 보고, 다음 질문에 답해 봅시다.



* Adapted from an article in *Transportation Engineering*, June 2022

(1) Which harmful effect is chosen by the highest percent of people?

(2) What percent of people are concerned about pollution?

2 어떻게 하면 교통 혼잡을 줄일 수 있을까요? 창의적인 방법을 생각한 뒤 짝과 이야기해 봅시다.



build bike lanes



operate cable cars



raise parking fees



make the city center car-free



launch a tram system

Your own

Creativity Matters



In big cities around the world, traffic congestion is a common problem. There are too many cars on the road, and the traffic moves very slowly during rush hours. So, people waste a lot of time in traffic, and parking can be an almost impossible task for drivers.

5 Also, the slow-moving cars cause air pollution. Unfortunately, there is no one-size-fits-all solution because one city differs from another in various ways. Every city needs a creative solution to deal with its unique traffic problems.

Reading Tip

인과 관계에 유의하여 글에 제시된 문제 상황과 해결책을 연결합니다.

- 1 There is no universal solution to traffic congestion because cities are (big / different).

☐ creativity ☐ matter ☐ traffic ☐ congestion ☐ impossible ☐ unfortunately ☐ one-size-fits-all ☐ differ from
☐ various ☐ deal with

Cars High Above (La Paz, Bolivia)

2 El Alto is the capital of Bolivia. **T / F**

3 Both La Paz and El Alto are high above sea level. **T / F**

Fast Facts

- 라파스(La Paz)는 볼리비아의 행정 수도이며, 헌법상의 수도는 수크레(Sucre)입니다.
- 엘 알토(El Alto)는 볼리비아에서 두 번째로 큰 도시이며, 해발 약 4,000미터 높이에 있어요.

4 Mi Teleférico has been (successful / unsuccessful) in solving traffic congestion.

Over to You 1

Would you take a ride on Mi Teleférico? Why or why not?

La Paz, Bolivia, is the highest capital in the world which sits about 3,600 meters above sea level. It is about 1.8 times as high as Mt. Halla. The city was poorly planned for decades, and more and more people from its neighboring city, El Alto, commuted to the capital in which they worked. The trip along narrow, sloping roads took a long time. Traffic congestion was a nightmare for many people for whom regular commute was essential. 10

The city came up with a creative idea: connecting the two cities with a cable car line high above the ground. El Alto is higher above sea level than La Paz, so the idea worked. In 2014, the world's longest cable car system, known as "Mi Teleférico" (My Cable Car), began operations. With many routes and stations, it cuts travel time dramatically, and people commute without worrying about traffic congestion. The cable car system has reduced the number of cars on the ground and air pollution. 20

* Adapted from <https://www.lapazlife.com>

- ☐ decade ☐ neighboring ☐ commute ☐ sloping ☐ nightmare ☐ essential ☐ come up with ☐ connect
☐ operation ☐ route ☐ dramatically ☐ reduce







The Green City Center (Ljubljana, Slovenia)

5 Not many people in Ljubljana commuted to work by car. **T/F**

Ljubljana is the capital of Slovenia in Central Europe where about 300,000 residents live. Ljubljana translates to “lovely” in the local language, but the city was not always lovely. Until two decades ago, the city center suffered from traffic congestion. Many families often 5 owned several cars, and over half of the residents drove to work. The city center was crowded, and the air was unclear.



☐ resident ☐ translate ☐ suffer from ☐ several ☐ crowded

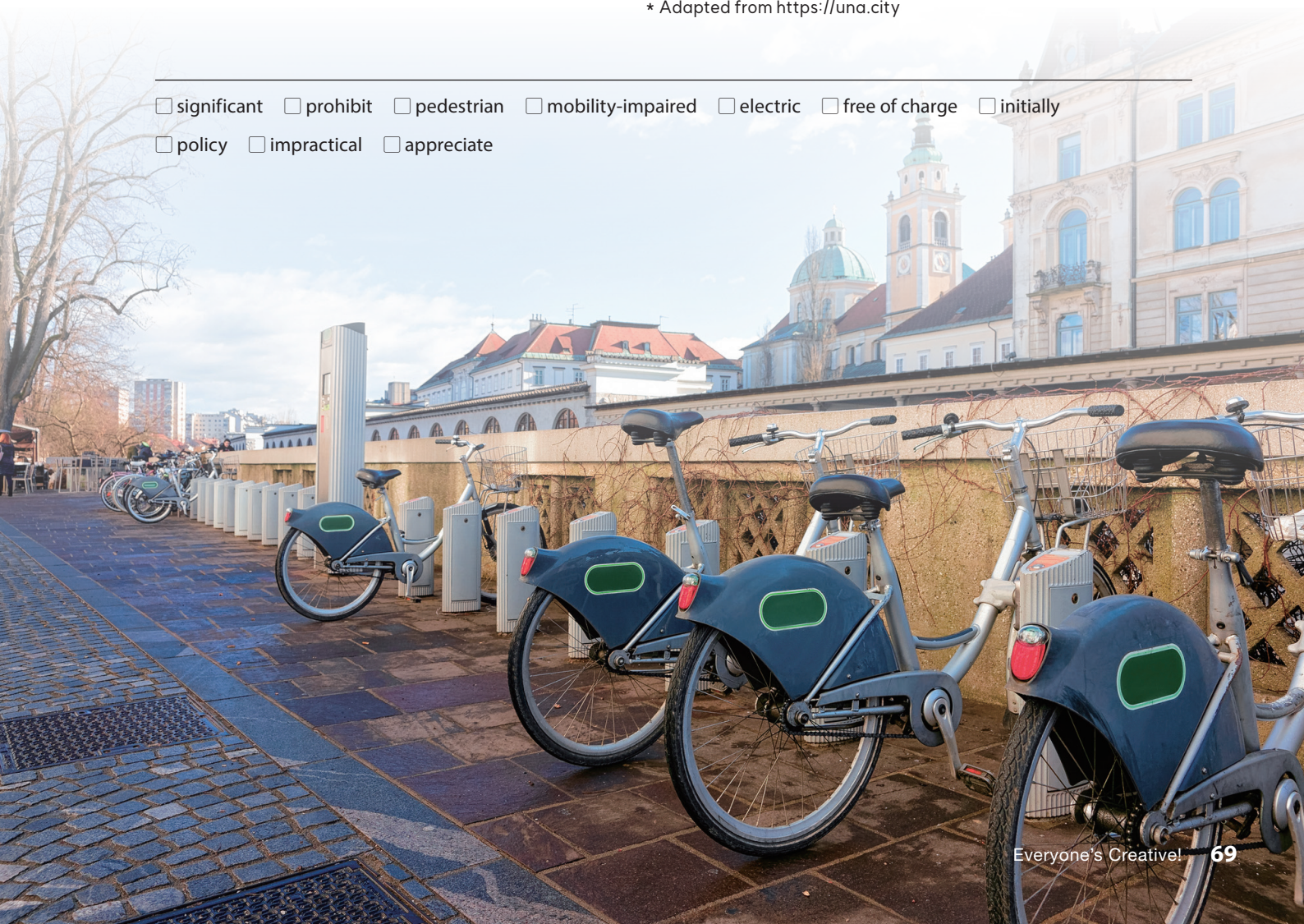
The city of Ljubljana made some significant changes in 2007 to make the city a better place to live. All personal cars were prohibited in the city center, which became space for pedestrians and cyclists. To be more friendly to people and the environment, a bike-share program was started, and bridges were built above the river that runs through the heart of Ljubljana. To help mobility-impaired people, the elderly, and visitors, electric cars called “Kavalir” were operated free of charge. They can easily get around the city with these “Gentle Helpers.” Many initially thought the policies were impractical, but now about 95% of the residents appreciate the bold moves. Today, most people choose to walk or bike to work; the air is cleaner, and people do not suffer from high noise levels anymore. Thanks to the city’s creative ideas, Ljubljana has truly become a more “lovely” city.

* Adapted from <https://una.city>

6 When were personal cars prohibited in the city center in Ljubljana?

7 Most residents of Ljubljana are (happy / unhappy) with the changes.

-
- ☐ significant ☐ prohibit ☐ pedestrian ☐ mobility-impaired ☐ electric ☐ free of charge ☐ initially
☐ policy ☐ impractical ☐ appreciate



A Lifetime Pass (Murcia, Spain)

8 Murcia has a (larger / smaller) population than Ljubljana.

9 People in Murcia who turned in their cars to the city received _____.

Over to You 2

Which of the three cities do you think was the most creative in dealing with traffic congestion, and why?

Murcia is a big city in the south of Spain with a population of almost half a million people. Like many other big cities, Murcia often suffered from traffic congestion during rush hours. Parking within the city was especially difficult, so drivers often had to search for a spot for a long time when they were in a hurry. 5

To ease traffic congestion, the city started its new tram system in 2011. City officials wondered, “Will people use greener trams instead of driving cars?” After careful consideration, the city launched a campaign called “Mejor en Tranvía” (Better by Tram). When people 10 turned in their cars to the city, they would get a free lifetime pass on the tram system. Many people gave up their cars, and some of them have been put on public display to show that parking in the city is very difficult. The campaign has eased traffic congestion significantly, and this creative idea is making Murcia a “better” city. 15

* Adapted from <https://www.climate-chance.org>

☐ lifetime ☐ population ☐ spot ☐ ease ☐ tram ☐ official ☐ instead of
☐ consideration ☐ launch ☐ turn in ☐ display ☐ significantly








GRAPHIC ORGANIZER

1 빈칸에 알맞은 말을 넣어 본문에 소개된 세 도시가 교통 문제를 어떻게 해결하였는지 요약해 봅시다.

Problem traffic ⁽¹⁾ _____ in the city center

Location	Reason	Solution	Effect
 La Paz, Bolivia	- poor city ⁽²⁾ _____ - more commuters on the road	a cable car system	- less travel time - fewer cars on the ground - ⁽³⁾ _____ air
 Ljubljana, Slovenia	- more personal cars - many people who ⁽⁴⁾ _____ by car	a city center without cars	- eco-friendly commuting - less air pollution - less ⁽⁵⁾ _____
 Murcia, Spain	- a big population - heavy traffic during rush hours	a new ⁽⁶⁾ _____ system	reduced traffic congestion

noise planning congestion tram cleaner commuted

DETAILS

2 본문의 내용과 일치하면 T에, 일치하지 않으면 F에 표시해 봅시다.

- (1) The same solution can solve traffic problems in all cities. T / F
- (2) El Alto is higher above sea level than La Paz. T / F
- (3) Ljubljana's policies were welcomed by residents from the beginning. T / F
- (4) Murcia gave benefits to people who turned in their cars. T / F

내가 살고 있는 도시의
교통 문제를 생각해 보고
해결 방법을 찾아봅시다.





STEP 1 STUDY THE MODEL

지역 사회 문제의 해결책을 제안하는 포스터와 안내문을 살펴봅시다.



Please look at the poster. As you can see, there is a lot of trash on the storm drain. This is a serious problem for two reasons. First, it makes the street look ugly. Secondly, it can cause local flooding when it rains heavily. In order to solve this problem, we have developed a special sticker that can be glued next to the storm drain. We hope that this sticker will make people think twice before littering on the storm drain.

1. 문제점

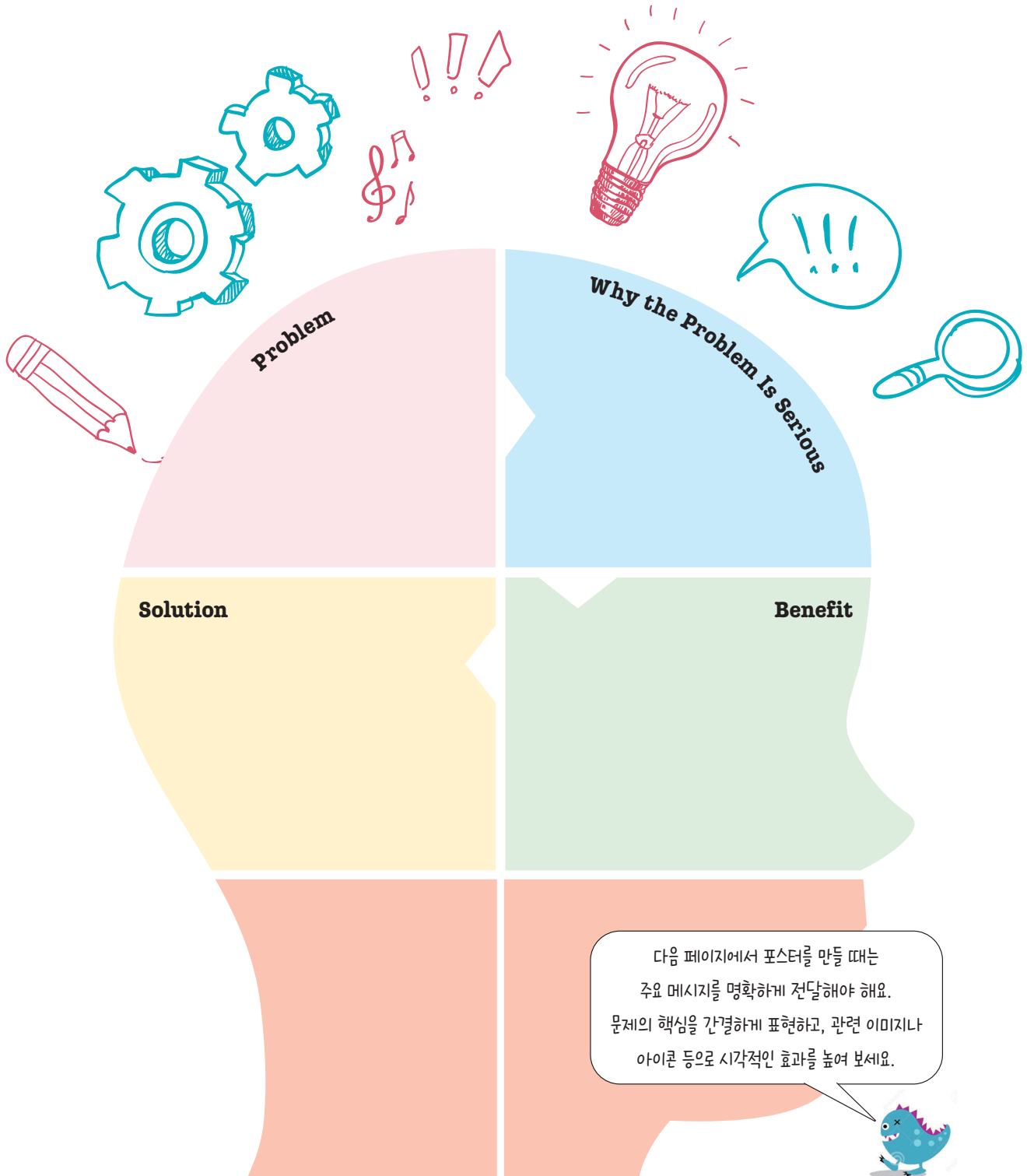
2. 문제가 심각한 이유

4. 기대 효과

3. 해결책

STEP 2 BRAINSTORM YOUR IDEAS

여러분이 살고 있는 지역에서 개선해야 할 문제는 무엇이라고 생각하나요? 모둠별로 의논하며 의견을 메모해 봅시다.



STEP 3 WRITE YOUR OWN

STEP 2에 메모한 것을 이용하여 모둠별로 포스터를 완성하고 포스터를 안내하는 글을 작성해 봅시다.



Please look at the poster. As you can see, _____.

This is a serious problem for two reasons. First, _____.

Secondly, _____. In order to solve this problem, we have developed _____.

We hope that _____.

STEP 4 REVISE AND COMPLETE

여러분의 모둠이 작성한 포스터와 안내문을 검토하고 다른 모둠과 바꾸어 읽으며 한 번 더 점검한 뒤, 글을 완성해 봅시다.

- 1 문제에 대한 해결책이 창의적인가요? ☒ YES ☐ NO
 - 2 포스터에 알맞은 이미지를 사용했나요? ☒ YES ☐ NO
 - 3 문장의 형식에 맞춰 썼나요? 다음 사항들을 확인해 봅시다.
- ☐ 철자 ☐ 대·소문자 ☐ 문장 부호 ☐ 어법



Present Your Writing



1

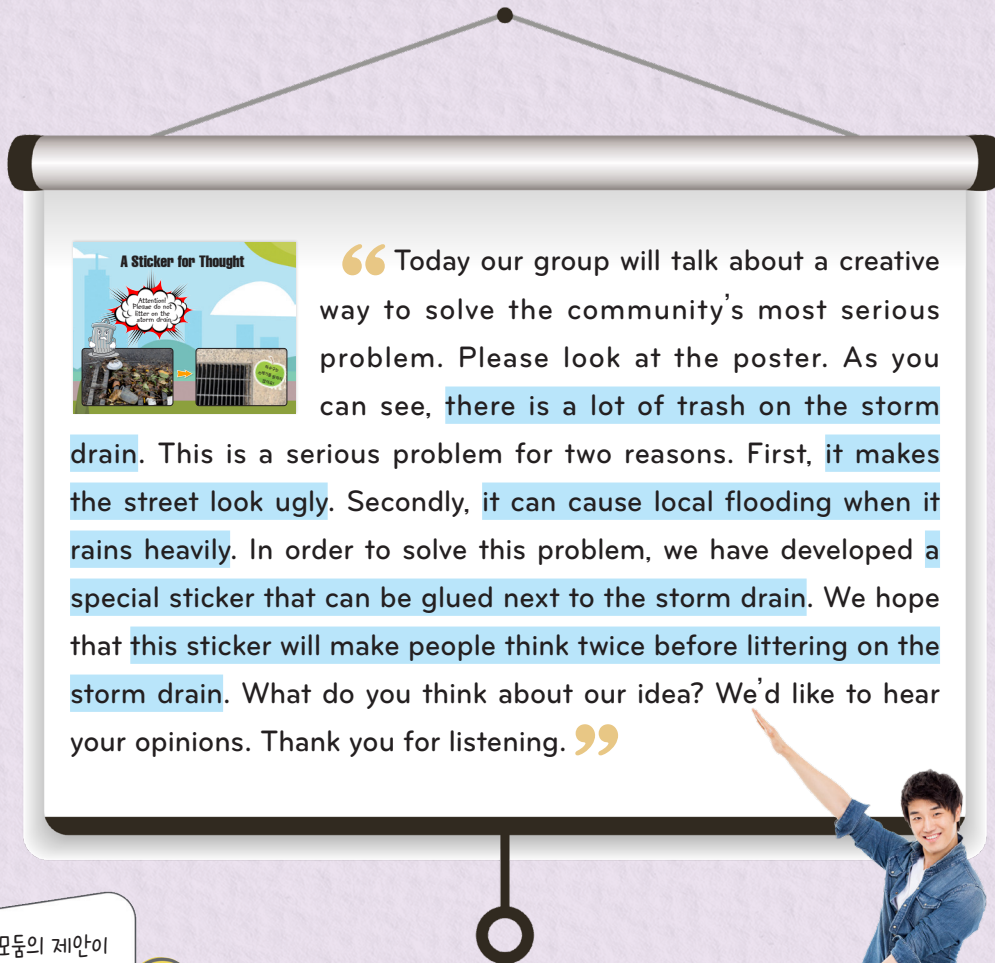
여러분이 쓴 글을 발표하기 전에 아래의 도움말을 참고해 봅시다.

Tips for Presentation

- 1 문제점과 해결책을 보여 주는 시각 자료를 충분히 준비하세요.
- 2 강조하고 싶은 말은 조금 천천히 또박또박 말하는 것이 좋아요.
- 3 돌발 상황이 생기면 당황하지 말고 모두가 함께 해결합니다.

2

모둠별로 지역 사회 문제의 해결책을 제안하는 포스터를 발표해 봅시다.



어떤 모듬의 제안이
가장 창의적이었나요?



Fun Time Clever Solutions to Traffic Problems

교통 문제 해결을 위해 실제 쓰이고 있는 방안들을 읽고, 창의적이라고 생각하는 순서대로 번호를 써 봅시다.



Thanks to the eye stickers on the back of a truck, you can stay awake and safe on the road.



When you see the painted notes and hear music, slow down and watch out for pedestrians.



The yellow paint keeps little children from danger on the road.



If you follow the same color, you will not lose your way.



Project Time

Creative Ways to Use Things

STEP 1

모둠별로 아래 물건 중 두 개를 고르고, 해당 물건의 수명이 다했을 때 어떤 용도로 재사용할 수 있을지 논의해 봅시다.



a toothbrush



a plastic water bottle

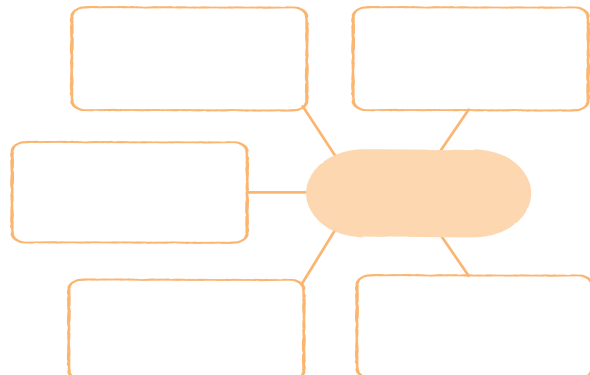
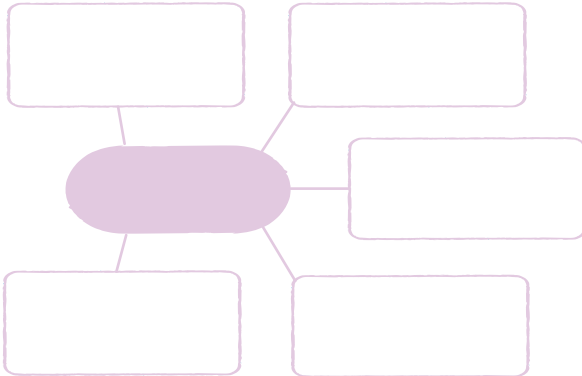
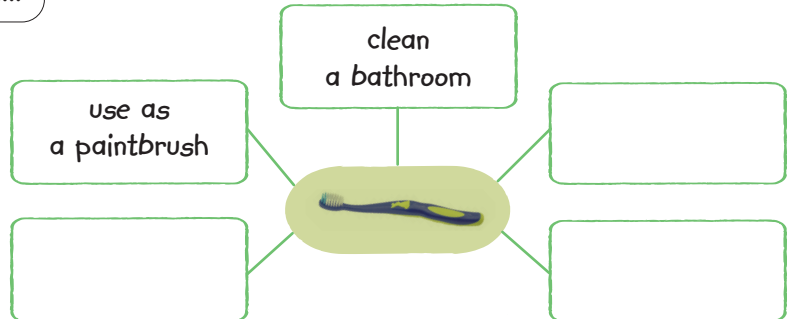


sneakers



a T-shirt

We can use it[them] to



STEP 2

모둠별로 결과를 발표하고 가장 창의적인 아이디어를 선정해 봅시다.

The Finish Line



LISTEN

- 1 대화를 듣고, 두 사람이 무엇에 관해 이야기하고 있는지 골라 봅시다.

- Ⓐ what to do in a library
- Ⓑ when to study at home
- Ⓒ how to focus on studying

SPEAK

- 2 여러분이 가장 창의적이라고 생각하는 사람에 대해 말해 봅시다.

I think the most creative person is _____. It's because _____.
_____.

GRAMMAR 1

- 3 밑줄 친 부분이 어법상 어색한 것을 골라 바르게 고쳐 봅시다.

- Ⓐ This is the tram for which I have been waiting.
- Ⓑ "Gentle Helpers" are electric cars in which many people are interested.
- Ⓒ The driver for whom I saw yesterday was very kind.

GRAMMAR 2

- 4 괄호 안에서 어법상 알맞은 것을 골라 봅시다.

- (1) The year 2011 was the year (where / when) they adopted the bold policies.
- (2) Many people live in crowded cities (where / why) the air is unclean.
- (3) The traffic accident happened on Main Street (where / why) it was very dark.

READ

- 5 본문의 내용과 일치하면 **T**에, 일치하지 않으면 **F**에 표시해 봅시다.

- (1) Mi Teleférico connects two cities in Bolivia. **T / F**
- (2) The city center of Ljubljana became a space for personal cars after 2007. **T / F**
- (3) The tram system in Murcia resulted in worse traffic congestion. **T / F**

WRITE

- 6 빈칸에 알맞은 말을 넣어 '우리 지역 사회의 문제점'을 써 봅시다.

- The community suffers from _____.
_____.
- This is a serious problem because _____.
_____.

퍼즐을 풀면서
단원의 핵심 단어를
확인해 봅시다.



Down

- 1 통근하다: 통근
- 2 금지하다
- 3 보행자
- 5 시작하다, 출시하다

Across

- 4 불행하게도
- 6 혼잡, 정체
- 7 거주자, 주민
- 8 필수적인

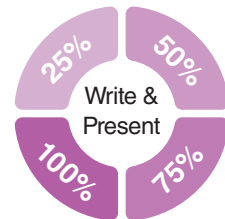


Check Yourself

- 1 이 단원의 Big Question에 답해 봅시다.


Why is creativity important in our lives?

- 2 영역별 학습 목표를 얼마나 달성했는지 표시해 봅시다.



- 3 자신의 학습 태도를 점검해 봅시다.

- ☐ 수업에 적극적으로 참여했나요?
- ☐ 친구와 서로 공감하고 배려하며 잘 협업했나요?
- ☐ 배운 내용을 다양한 상황에 적용할 수 있도록 노력했나요?



Lesson

4

Shaping the Future with Technology



Big Question

How can technology enrich our lives?



The Startline

Imagining the Future:
Then and Now

Listen & Speak

- Technology from the Future

㉞ 놀람 표현하기

- AI-Based Devices



㉞ 희망 · 기대 표현하기

Read

AI to the Rescue

㉞ 다의어

㉞ 현재 분사 · 과거 분사 / 분사의 위치



Write & Present

Create Your Own
Application




Teen Vibes

- AI Comics: Drawing with Technology **Fun Time**
- Teens' Lives in the Future **Project Time**



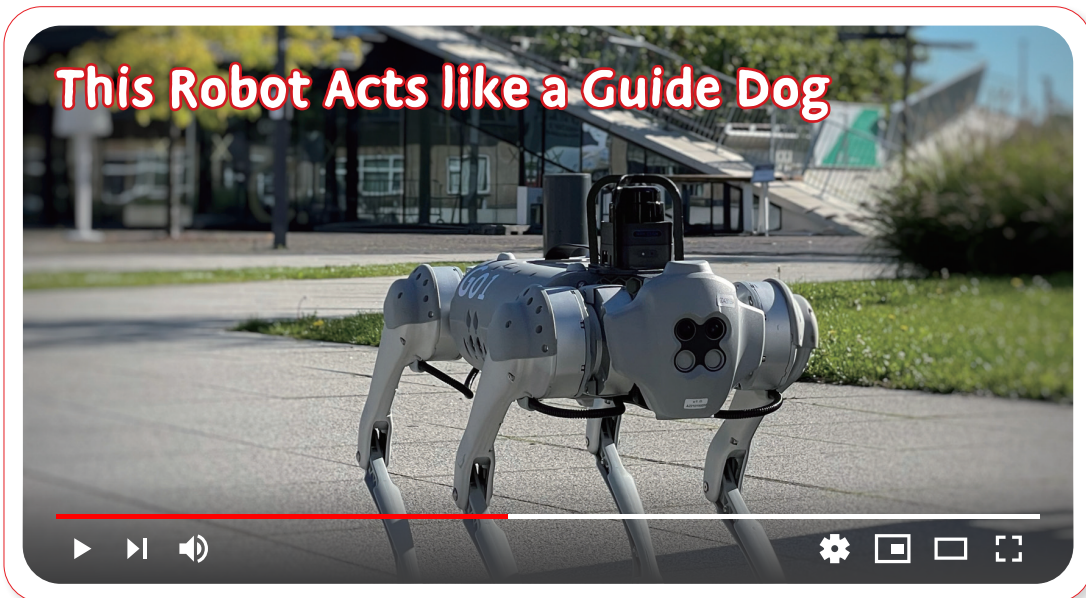
GET READY

과거의 사람들이 생각한 미래 모습을 살펴보고 이미 실현된 것과 아직 실현되지 않은 것을 찾아봅시다.



VIEW & TALK


1 영상을 보고, 로봇이 할 수 있는 일로 제시된 것을 모두 골라 봅시다.



Ⓐ playing music

Ⓑ sending emails

Ⓒ recognizing traffic signals



Ⓓ calling a taxi

Ⓔ making restaurant reservations

2 여러분은 어떤 제품이 개발되기를 원하나요? 친구들과 이야기해 봅시다.

It'd be amazing if we could have _____ in real life.






LISTEN IN



- 1 대화를 듣고, 두 사람이 무엇에 관해 이야기하고 있는지 골라 봅시다.



- 2 대화를 다시 듣고, 괄호 안에서 각각 알맞은 것을 골라 봅시다.

This AI-based product changes (text / gestures) into (image / speech).

SPEAK OUT

- 3 첨단 기술이 사용된 제품에 대해 읽고, 과학 기술에 대해 친구들과 대화해 봅시다.

a space elevator



- It's an elevator that can connect Earth to space.
- It can cut space travel costs greatly.

a robot pill



- It's a pill-shaped device that you can swallow.
- It can monitor your body and deliver medicine.

a smart contact lens



- It's a contact lens that displays a computer screen on your eye.
- It can show information or images that you need.

A Have you ever heard of "a space elevator"?

B No. I haven't. What's that?

A It's an elevator that can connect Earth to space.

B Really? That sounds amazing!

A Yes, indeed. It can cut space travel costs greatly.

AI-Based Devices



희망·기대 표현하기

I hope

LISTEN IN

1 대화를 듣고, 어떤 상황에 관해 이야기하는지 골라 봅시다.

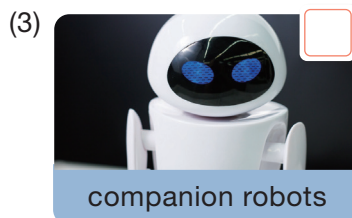


2 대화를 다시 듣고, 여학생의 마지막 말에 대한 남학생의 응답으로 가장 적절한 것을 골라 봅시다.

- (a) I hope they can save as many people as possible.
- (b) I want the robots to clean up the collapsed buildings.
- (c) I expect they'll tell when natural disasters might happen.

SPEAK OUT

3 AI를 활용한 제품이나 서비스에 어떤 효과가 있는지 아래에서 고른 뒤, 친구들과 대화해 봅시다.



(a) help with household tasks /
make life much easier

(b) help people get their orders
faster / benefit people in
remote areas

(c) reduce the number of traffic
accidents / make roads a
lot safer

I saw the news about self-driving cars this morning.

I did, too. They're truly amazing.

Definitely! They can reduce the number of traffic accidents.

Yeah. I hope they make roads a lot safer.



KEY WORDS

1 밑줄 친 표현의 뜻을 추측하고, 짐작한 것이 맞는지 확인해 봅시다.



WORD BUILDING

2 밑줄 친 단어가 각각 어떤 뜻을 나타내는지 알아봅시다.

miss

- ① I miss my friends from middle school. I want to see them all.
- ② Sorry. I missed what you said. Could you say that again, please?

work

- ① I usually have a lot of work to do on Mondays.
- ② He displayed the beautiful work of art inside his home.

appreciate

- ① The noise was too loud to appreciate the music.
- ② Thanks for coming. I appreciate it.



Core Structures



POINT 1 현재 분사 · 과거 분사

밑줄 친 분사에 주의하여 문장을 읽어 봅시다.

1. AI technology can help solve puzzling problems in the art world.
2. With the help of AI technology, the missing pieces were recreated.
3. The restored artwork was displayed for several months.



분사란 동사에서 파생된 것으로
문장에서 형용사 역할을 해요.

현재 분사 · 과거 분사

- 현재 분사(동사 원형 + -ing): 능동 또는 진행 (...하는, ...하게 하는)
- 과거 분사(동사 원형 + -ed): 수동 또는 완료 (...된, ...되는)

Quiz The book was full of (exciting / excited) stories, so I couldn't put it down.

POINT 2 분사의 위치

밑줄 친 분사의 위치에 주의하여 문장을 읽어 봅시다.

1. They wanted to complete the symphony the following year.
2. Art lovers viewing the outstanding painting often wondered, "Is there a way to restore the painting to its original state?"
3. Clearly, AI can come to the rescue when humans have problems awaiting solutions.
4. In 2019, a team of experts started a creative mission to solve the puzzle left unsolved until then.

보통 분사가 혼자 쓰이면 명사의 앞에 위치하고, 목적어 등과
함께 쓰여 수식어구의 길이가 길어지면 명사의 뒤에 위치해요.



Quiz 그 수리 기사가 고친 컴퓨터는 이제 잘 작동한다. → _____ works well now.
(by the engineer / fixed / the computer)



Topic Preview

FOCUS ON TOPIC

1 주어진 정보를 읽고, 누구에 관한 설명인지 골라 봅시다.

W-H-O? (1)

- a German composer and pianist
- wrote nine symphonies, one opera, and many other pieces of music
- kept composing even after losing the ability to hear



Rembrandt van Rijn



Ludwig van Beethoven

W-H-O? (2)

- a Dutch painter
- painted many works, including portraits, self-portraits, and landscapes
- completed the artist's most famous work *The Night Watch* in 1642

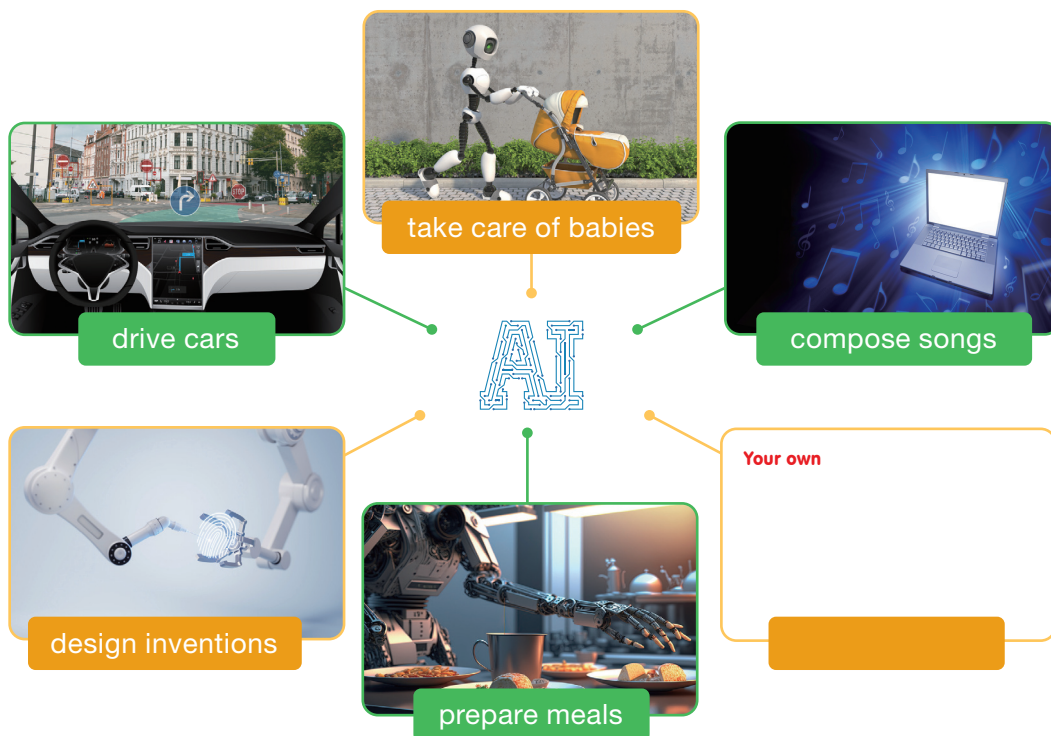


Clara Schumann



Leonardo da Vinci

2 주어진 이미지를 보고, AI가 어떤 일을 하는 데 활용될 수 있는지 생각해 봅시다.



AI to the Rescue



Take a look at the paintings below. One of them was created by a human, and the other by AI. Can you guess which one was created by AI? Interestingly, many people find it hard to choose the AI-created artwork. Both pieces are equally beautiful and have their own
5 unique merits. The painting on the right, which was actually created by AI, even won first place at an American fine arts competition in 2022.

1 Why do people have difficulty selecting the painting created by AI?

Over to You 1 Which painting do you like more? Why?

Reading Tip

낯선 표현의 뜻을 문맥 속에서 추측하면서, 자신의 추측이 맞는지 확인합니다.




Impression, Sunrise, 1872, painted by Claude Monet



Théâtre D'opéra Spatial, 2022, Jason M. Allen's AI-generated work

☐ rescue ☐ interestingly ☐ equally ☐ merit ☐ fine art ☐ competition



AI technology can help solve puzzling problems in the art world. One such problem was Rembrandt van Rijn's artwork *The Night Watch*. It is one of the most famous paintings in the history of the Netherlands. It is also Rembrandt's most ambitious work.

5 In addition to the creative use of light and shadow, the size of the artwork surprises viewers. It is over 3.5 meters high and almost 4.5 meters wide.

The artwork was painted in 1642 and moved to the Amsterdam Town Hall in 1715. However, it was too big for the new location, so

10 the painting had to be trimmed on all sides. It resulted in the loss of some parts of the painting. Art lovers viewing the outstanding painting often wondered, "Is there a way to restore the painting to its original state?" In 2019, in order to answer this age-old question, the staff at Rijksmuseum, the national museum of the Netherlands
15 in Amsterdam, decided to solve the puzzle using AI technology. They wanted to give visitors an opportunity to appreciate Rembrandt's artwork in its original size.

Fortunately, a Dutch artist had made a smaller copy of the original artwork, and this copy helped the restoration process greatly. The
20 museum's *Operation Night Watch* team trained the computer to learn Rembrandt's techniques by looking for patterns in all of his paintings. With the help of AI technology, the missing pieces were recreated, and the restored artwork was displayed for several months.

* Adapted from <https://www.rijksmuseum.nl>

2 *The Night Watch* surprises viewers not only with its _____ use of light and shadow, but also with its _____.

3 Why was *The Night Watch* trimmed?

Over to You 2

Which work of art do you want to see in a museum?

-
- ☐ puzzle ☐ ambitious ☐ trim ☐ outstanding ☐ restore ☐ state ☐ opportunity ☐ appreciate ☐ fortunately
☐ restoration ☐ operation ☐ technique ☐ miss ☐ recreate

4 Beethoven could not finish his _____ until his death in 1827.

5 The team wanted to complete the symphony for Beethoven's 250th birthday. **T / F**

Another problem puzzled lovers of Ludwig van Beethoven's symphonies. Even when the composer had completely lost his hearing, he began to work on his 10th Symphony. Though he managed to put down some notes and sketches, he could not finish the work before he died in 1827. Many music lovers questioned, "Could there be a way to finish Beethoven's 10th Symphony?" In 2019, a team of experts including a composer, musicologists, and AI specialists started a creative mission to solve the puzzle left unsolved until then. In the spirit of friendly collaboration, they wanted to complete the symphony to celebrate the composer's 250th birthday the following year.




- ☐ symphony ☐ composer ☐ work on ☐ manage to ☐ put down ☐ note ☐ expert ☐ including
☐ musicologist ☐ specialist ☐ mission ☐ unsolved ☐ in the spirit of ☐ collaboration ☐ complete

The team studied Beethoven's notes and sketches to figure out his intentions for the symphony. Then they fed all of Beethoven's music into a computer and trained the AI to learn and reproduce Beethoven's unique musical style. Whenever the AI generated musical notes, they were sent to the composer, who reviewed them and selected the ones that best matched Beethoven's style. Through this collaborative approach, the team successfully completed the symphony without delay. However, because of the impact of COVID-19, the performance took place on October 9, 2021, almost ten months after Beethoven's 250th birthday. The collaborative efforts of human experts and AI technology brought Beethoven's creative ideas to life.

* Adapted from <http://www.cbc.ca>

6 Why didn't the performance happen on Beethoven's 250th birthday?



- ☐ figure out ☐ intention ☐ feed ... into ☐ reproduce ☐ generate ☐ collaborative ☐ approach ☐ impact
☐ performance ☐ take place ☐ bring ... to life

Clearly, AI can come to the rescue when humans have problems awaiting solutions. In the future, there may be many puzzling problems that can be solved through the help of AI technology. More people will appreciate its benefits if AI continues to amaze them with remarkable achievements. However, AI cannot work wonders by working alone. We humans have to train AI to learn first and then perform a task. If the two do not cooperate in a friendly manner, nothing magical will happen. As the old saying goes, “Two hands make light work.”



7 AI cannot work wonders alone because humans must _____ it to learn and _____ a task.

-
- ☐ come to the rescue ☐ await ☐ benefit ☐ remarkable ☐ achievement
☐ work wonders ☐ task ☐ cooperate ☐ in a friendly manner



GRAPHIC ORGANIZER

1 빈칸에 알맞은 말을 넣어 본문의 정보를 요약해 봅시다.

	Rembrandt's <i>The Night Watch</i>	Beethoven's 10 th Symphony
Problem	The painting was ⁽¹⁾ _____ and lost some of its parts.	Beethoven left just some ⁽³⁾ _____ for his 10 th Symphony.
Process	AI searched for painting patterns to imitate the artist's style.	AI learned his style and generated notes. The composer then chose the best match to the artist's style.
Result	The painting was restored by recreating the ⁽²⁾ _____ pieces.	AI and the expert team ⁽⁴⁾ _____ the 10 th Symphony.

It is ⁽⁵⁾ _____ between humans and AI technology that works wonders.




completed trimmed collaboration notes and sketches missing

DETAILS

2 본문의 내용과 일치하면 T에, 일치하지 않으면 F에 표시해 봅시다.

- (1) *The Night Watch* had to be trimmed when it was moved to a new place. T / F
- (2) A small copy of *The Night Watch* helped to restore the painting. T / F
- (3) Beethoven stopped composing because he could not hear well. T / F
- (4) Beethoven's 10th Symphony was not performed on his 250th birthday. T / F

여러분은 AI가 만든 작품이 창의적인 예술 작품이라고 생각하나요? 친구들과 이야기를 나누어 봅시다.





STEP 1 STUDY THE MODEL

앱 광고를 읽고, 어떤 내용으로 구성되어 있는지 살펴봅시다.

앱의 이름

광고 카피

특징 및 기능

추천하고 싶은 대상

Play My Painting

GET

You can create colorful music simply by drawing anything you desire!

Features

- turn your painting into sound
- produce different sounds when you change the shapes or colors of your painting

Target Group

people who are interested in music and art

Ratings and Reviews

☆☆☆☆☆

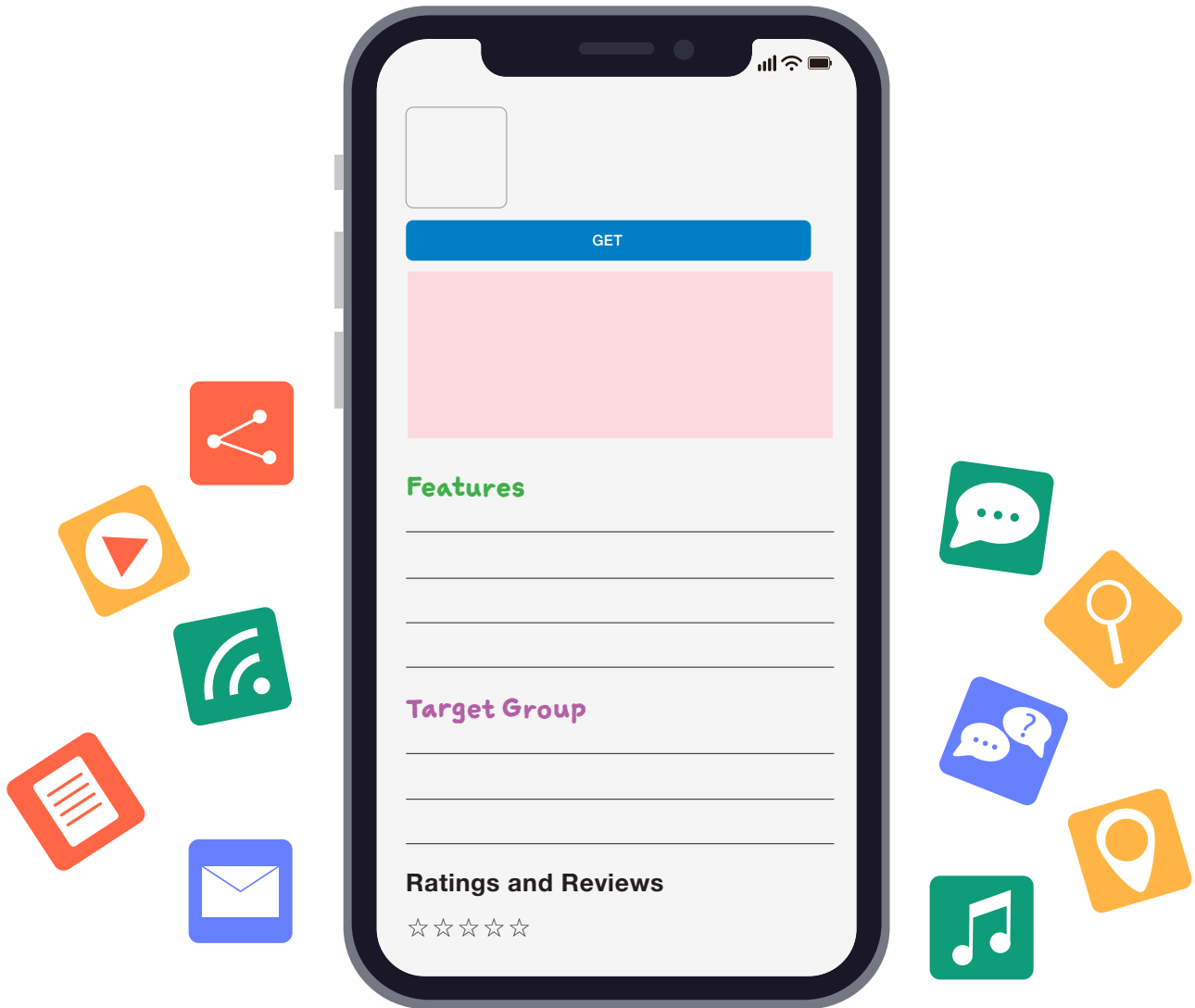
STEP 2 BRAINSTORM YOUR IDEAS

모듬별로 만들고 싶은 앱을 생각해 본 뒤, 간단히 메모해 봅시다.



STEP 3 WRITE YOUR OWN

STEP 2에 메모한 것을 이용하여 앱 광고를 완성해 봅시다.



STEP 4 REVISE AND COMPLETE

여러분의 모둠이 작성한 앱 광고를 검토하고 다른 모둠과 바꾸어 읽으며 한 번 더 점검한 뒤, 글을 완성해 봅시다.

- 1 유용하고 창의적인 앱인가요? ☐ YES ☐ NO
- 2 앱에 관한 정보를 이해하기 쉽게 제시했나요? ☐ YES ☐ NO
- 3 문장의 형식에 맞춰 썼나요? 다음 사항들을 확인해 봅시다.
 - ☐ 철자 ☐ 대·소문자 ☐ 문장 부호 ☐ 어법



Present Your Writing



1

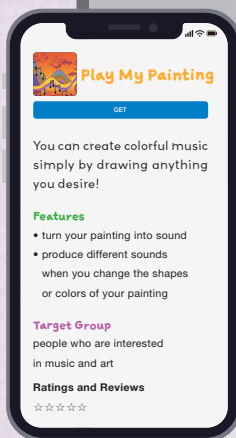
여러분이 쓴 글을 발표하기 전에 아래의 도움말을 참고해 봅시다.

Tips for Presentation


- 1 멀티미디어(소리, 영상 등)를 적절하게 사용해 보세요.
- 2 청중의 흥미를 끌도록 목소리의 높낮이와 속도를 바꾸어 보세요.
- 3 모둠원과 함께 발표 내용에 대한 질문에 대비하세요.

2

모둠별로 여러분이 고안한 앱을 광고해 봅시다.




“We’d like to introduce our app called “Play My Painting.” You can create colorful music simply by drawing anything you desire! This app has some exciting features. First, it can turn your painting into sound. Second, it can produce different sounds when you change the shapes or colors of your painting. If you are interested in music and art, download it now! Thank you for your attention!”



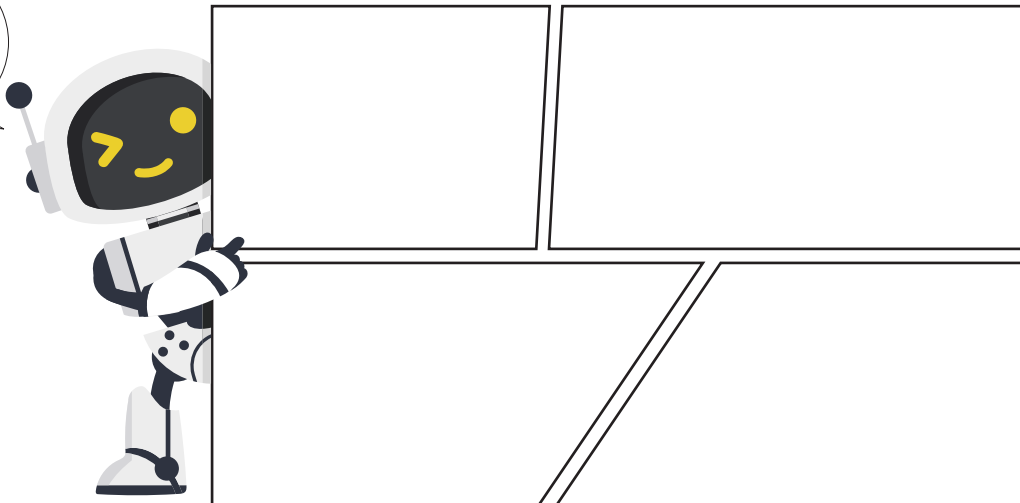
여러분은 어떤 앱을
가장 사용해 보고 싶은가요?

Fun Time AI Comics: Drawing with Technology

AI 프로그램을 이용하여 자신만의 짧은 만화를 그려 봅시다.



여러분의 만화를
친구들에게
발표해 보세요.




Project Time

Teens' Lives in the Future

STEP 1

30년 뒤 청소년의 일과는 지금과 어떻게 다를지 모둠별로 논의한 후 메모해 봅시다.



STEP 2

모둠원들이 돌아가며 시간대를 선택한 후, 30년 뒤 청소년의 일과에 대해 릴레이 글쓰기를 해 봅시다.

I don't have to choose clothes. They change by themselves as I desire.



Morning

All classes take place virtually, without the need for a device. The virtual space appears right before my eyes.



Noon

I simply put the food pill into the cooker, and a delicious dinner is ready.



Evening

I use a sleep helper at night. It allows me to stay healthy even with just a few hours of sleep.



Night

STEP 3

모듬별로 릴레이 글쓰기를 발표하고, 궁금한 것을 묻고 답해 봅시다.



LISTEN

- 1 대화를 듣고, 대화의 내용과 일치하지 않는 것을 골라 봅시다.
- Ⓐ 3D printers in the restaurant can create dishes.
 - Ⓑ The boy often eats out at the 3D printing restaurant.
 - Ⓒ 3D printers use chocolate and cheese as printing materials.

SPEAK

- 2 AI가 어떤 문제를 해결해 주기를 원하는지 여러분의 희망을 말해 봅시다.

I hope AI technology can _____

GRAMMAR 1

- 3 괄호 안에서 어법상 알맞은 것을 골라 봅시다.
- (1) The (breaking / broken) robot was sent to the factory.
 - (2) I could not get into the (moving / moved) car.
 - (3) The doctor was asked to treat (injuring / injured) soldiers.
 - (4) The scientist studied at a globally (knowing / known) school.

GRAMMAR 2

- 4 우리말과 같은 뜻이 되도록 괄호 안의 표현을 바르게 배열해 봅시다.

- (1) 그 진보하는 기술은 세상을 변화시키고 있다.

→ _____
(the world / the advancing / is changing / technology)

- (2) 그들은 스마트 안경이라고 불리는 제품을 발명했다.

→ _____
(invented / called / they / smart glasses / a product)

READ

- 5 본문의 내용과 일치하지 않는 것을 골라 봅시다.
- Ⓐ The museum used AI to restore *The Night Watch* to its original size.
 - Ⓑ Beethoven left behind some notes and sketches for his 10th Symphony.
 - Ⓒ AI created musical notes and completed Beethoven's symphony by itself.

WRITE

- 6 자신이 만들고 싶은 로봇을 생각한 뒤, 그 기능을 써 봅시다.

• My robot can clean my room.

• My robot can _____.

• My robot can _____.

워드 스크램블을 풀면서
단원의 핵심 단어를
확인해 봅시다.



우리말 뜻

- 1 복원하다 2 야심적인 3 협력하다, 협조하다
4 감상하다, 고마워하다 5 대회, 경쟁 6 공동 작업

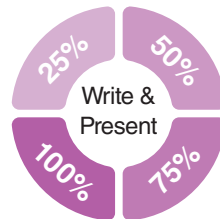
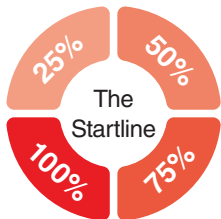
1 eetsrro																				
2 smiutaboi																				
3 acpteoore																				
4 trcepapiea																				
5 mneooipictt																				
6 inaaotorlblrco																				

Check Yourself

- 1 이 단원의 Big Question에 답해 봅시다.

How can technology enrich our lives?

- 2 영역별 학습 목표를 얼마나 달성했는지 표시해 봅시다.



- 3 자신의 학습 태도를 점검해 봅시다.

- ☐ 수업에 적극적으로 참여했나요?
- ☐ 친구와 서로 공감하고 배려하며 잘 협업했나요?
- ☐ 배운 내용을 다양한 상황에 적용할 수 있도록 노력했나요?







APPENDICES

Scripts	106
Answers	110
Words & Phrases	115
Crossword Puzzles	122
Sources	127

Scripts

Lesson 1

A Bright Future Ahead

The Startline

VIEW & TALK

p. 11

► What Life Is Really About

W Good morning. Good morning, Rashan. Alright, class. Settle down. Settle down. Today's assignment is a little bit different to what we usually do. Today, I've got a question that I want you to answer. And the question is: What do you want to be when you grow up? Now, I want you to think about this very carefully. Answer it honestly. Don't worry about what people are going to think because nobody else is going to see this. I do want you to think about why. Take your time and answer this honestly. Alright, class. That's all we have time for today. Can I please have your sheets as you're leaving? Thank you. Very nice. Thank you. Well done today. Good job. Have a nice day. Thank you, Boomie. Thank you, John. Bye, Chan.

Listen & Speak

What Are You Good At?

p. 12

LISTEN IN

M Sujin, you look excited. Do you have any good news?
W I won first prize in the National Short Film Contest.
M That's great! What was your film about?
W It was about teenagers' dreams. I interviewed many high school kids. They all had different dreams.
M Sounds interesting! What's your own dream?
W I believe I'm good at making movies. I want to create documentaries about wildlife.
M I'm sure you can make your dream come true.

Who Is Your Role Model?

p. 13

LISTEN IN

W Brian, who's your role model?

M I really admire Stephen Hawking. He kept his passion for science even after losing his ability to move. He overcame his hardships. Who's your role model?

W Malala Yousafzai. She's my role model.

M I've never heard of her. Can you tell me about her?

W She won the Nobel Peace Prize at the age of 17. She fought for children's rights to education.

M Wow, she's amazing! I'm really interested in knowing more about her.

W Well, the school library has a book about her. Why don't you borrow it?

M Good idea! I'll go to the library right now.

The Finish Line

LISTEN

p. 30

W Jinsu, are you good at math?

M Yeah, I'm pretty good at it. Why do you ask?

W I didn't do well on the math test. I don't know how to study.

M Why don't you go over each math lesson? I'll help you with what you don't know.

W Thanks for your advice.

Lesson 2

Eat Well, Feel Good

The Startline

VIEW & TALK

p. 35

► Culture at the Table

W Table manners differ from country to country. In Thailand, for example, it's not polite to eat with a fork. They use a fork to put food onto a spoon. If you go to India, be careful with your hands. People in India eat using their right hand. They use their left hand for cleaning purposes. Interestingly, in Italy, it's considered bad luck to pass salt across the table. Lastly, in Japan, making sounds while eating noodles is a positive sign, showing enjoyment of the food.

Listen & Speak

Food Preferences

p. 36

LISTEN IN

M Wendy, have you heard about the new burger restaurant?

W No. Where is it, Mark?

M It's next to the city library. They have a wide variety of burgers. Look at this flier.

W Wow, it's making me feel hungry.

M Exactly. Which one do you prefer, a cheeseburger or a *bulgogi* burger?

W I prefer cheeseburgers. What about you, Mark?

M I like *bulgogi* burgers more. Let's try both when we go there.

W Sure! Sounds good to me. I can't wait to taste the burgers.

Birthday Food

p. 37

LISTEN IN

W Happy birthday, Alex! Help yourself.

M Wow! Jiwon, did you cook all of these?

W Yes. Try some seaweed soup first. Koreans celebrate birthdays with this soup.

M Seaweed soup? Why?

W I heard it's a way to say "thank you" to mom.

M That's interesting. In Australia, we usually have fairy bread on children's birthdays.

W Fairy bread?

M It's white bread with butter and colored sugar on top.

W That sounds fun! Birthday food can be different between cultures.

The Finish Line

LISTEN

p. 54

M Jamie, welcome to my party! Help yourself to some food and drinks.

W Thank you, Jiho! Everything looks delicious.

M Please try this pizza with my homemade cheese sauce.

W I'd love to! Wow, this is really good. What's in it?

M It's a secret recipe, but I can tell you it's a mix of three different types of cheese. Glad you like it!

W Wow, it's amazing! Thanks for inviting me.

M You're welcome! Do you want to try some of my homemade cookies, too? I baked them this morning.

W Sure, I'd love to try them.

Scripts

Lesson 3

Everyone's Creative!

The Startline

VIEW & TALK

p. 59

► Do You Want to Be Creative like Einstein?

M Do you want to be creative? Here are three easy tips to help you become more creative in your everyday life. First, try new things and don't be afraid to take chances. Trying new hobbies or activities can help you find new ways of thinking and doing things. Second, keep an open mind. You can get new ideas from nature, books, music, and art. Finally, work with others. It can help you see things from different points of view. If you follow these tips, you may become very creative like Einstein.

Listen & Speak

Being Creative in Different Ways

p. 60

LISTEN IN

M Hey, Vicky, come over here. Why don't you take this online survey?

W A survey? What kind of survey is it, David?

M It's a survey that helps you find out what kind of creative person you are.

W Oh, that sounds interesting! But, can we trust the results?

M Yes, I think the survey gives accurate results.

W All right then, what kind of creative person are you?

M The survey says I'm an artist. I see beauty in nature and express my emotions through painting.

W That's fantastic! I think I should give it a try. Where's the "start" button on the screen?

Unique Gift Ideas

p. 61

LISTEN IN

W Hey, Mike, do you have any gift ideas?

M What do you need a gift for, Sujin?

W It's my grandmother's birthday next week. Do you have any suggestions?

M How about a pet umbrella? I remember she has a dog, right?

W Yes, she does. Do you think she'd like that?

M Definitely! It'll keep her dog dry on rainy days.

W That's a great idea. I'll order one online.

The Finish Line

LISTEN

p. 78

M Hey, can you help me a little?

W Sure. What's the problem?

M Well, I can't focus on my studies at home. Do you have any suggestions?

W How about studying in a different place, like a library or a cafe?

M Will it help?

W Definitely. A change of place often helps you focus better.

M Hmm, sounds like a good idea! Thanks.

The Startline

VIEW & TALK

p. 83

► This Robot Acts like a Guide Dog

W It uses a map app to get around. Its eyes are a camera linked to a machine-learning system. This enables the robot to differentiate between objects and people and communicate with its user via speech. It knows how to read and use traffic signs and traffic lights, and can even scan QR codes. Its creators say it has huge potential for helping dementia patients, as well as blind and visually impaired people. As it's connected to the Internet, it can read calendar appointments leading you to the doctor's office at the right time, for example, and even call you a taxi. How else can we use AI and robotics to help people with disabilities?

Listen & Speak

Technology from the Future

p. 84

LISTEN IN

M Yuna, what are you watching? Is it something interesting?

W I'm watching a program about a smart glove.

M A smart glove? What's that?

W Well, it's an AI-based glove. It makes it easier to communicate with people who have difficulty hearing or speaking.

M Really? Sounds fascinating! How does it work?

W When you wear it and make hand gestures, the glove turns them into speech.

M Wow, that's amazing. The glove could improve our communication with people who have hearing or speaking difficulties.

AI-Based Devices

p. 85

LISTEN IN

W Did you hear about the earthquake?

M Yes, I did. A lot of people were hurt, and sadly, some even lost their lives.

W That's so sad. I'm afraid there may still be some people trapped under collapsed buildings.

M Yes, and it's too risky for rescue workers to enter the buildings and search for survivors.

W That's why they're sending AI-based rescue robots to help! These robots can enter the buildings and find survivors.

M I hope they can save as many people as possible.

The Finish Line

LISTEN

p. 102

W Have you heard about the new 3D printing restaurant?

M No, what's that?

W It's a restaurant that uses 3D printers to create its dishes.

M That's amazing! How does it work?

W You just select a dish from the menu, and the 3D printer uses materials such as chocolate and cheese to create it.

M Oh, really? I'd love to try it.

Answers

Lesson 1

A Bright Future Ahead

The Startline

VIEW & TALK

p. 11

1 ③

Listen & Speak

What Are You Good At?

p. 12

LISTEN IN

1 ③ 2 ②

Who Is Your Role Model?

p. 13

LISTEN IN

- 1 ②
2 (1) Stephen Hawking, ③
(2) Malala Yousafzai, ②

Before You Read

Key Vocabulary

p. 14

WORD BUILDING

- 2 **Sample**
(1) I think I am a positive person.
(2) I want to work for a global company.
(3) Listening to music increases my happiness.

Core Structures

p. 15

POINT 1 Quiz to prepare

POINT 2 Quiz painting

Read My Life's Journey

pp. 17–22

- 1 ③
2 food
3 F
4 They are meeting deadlines and dealing with negative comments.

- 5 She uses smart farming technology to produce more vegetables.

Over to You 1

Sample I would want to grow fruits, such as oranges and grapes.

- 6 They are about working on the farm.

Over to You 2

Sample I like the webtoonist the most because doing creative things excites me.

After You Read

p. 23

FOLLOW THE STORY

1 ③ → ② → ① → ④ → ⑤

DETAILS

- 2 (1) ③ (2) ② (3) ②

Teen Vibes

pp. 28–29

FUN TIME

- 1 ② 2 ③ 3 ③

The Finish Line

pp. 30–31

LISTEN

1 ③

SPEAK

- 2 **Sample** Admiral Yi Sunsin, of his fearless courage in the face of tough challenges

GRAMMAR 1

- 3 (1) to help (2) to use
(3) to play (4) to buy

GRAMMAR 2

- 4 (1) O (2) studying
(3) opening (4) hearing

READ

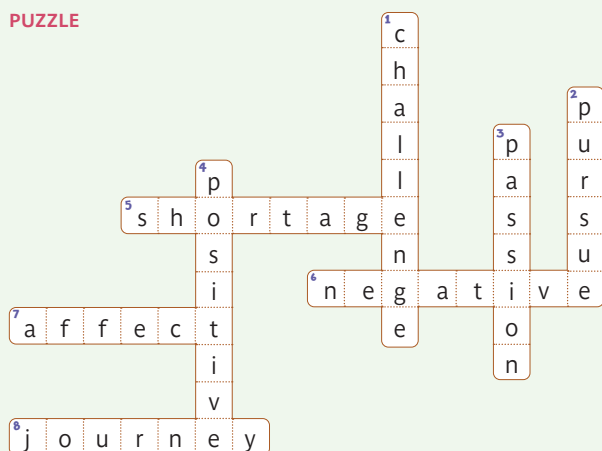
- 5 (1) F (2) T (3) F

WRITE

- 6 **Sample** (1) I wanted to build great buildings using a 3D printer.

- (2) I practiced making various models.
 (3) I learned from my mistakes without fear.

PUZZLE



Lesson 2

Eat Well, Feel Good

The Startline

VIEW & TALK

p. 35

- 1 (1) Thailand (2) India (3) Italy (4) Japan

Listen & Speak

Food Preferences

p. 36

LISTEN IN

- 1 *Bulgogi* Burger – M, Cheeseburger – W
 2 city library

Birthday Food

p. 37

LISTEN IN

- 1 ③
 2 different, food

Before You Read

Key Vocabulary

p. 38

WORD BUILDING

- 2 (1) heat, fry, steam, crack, poach, cut
 (2) pepper, bacon, onion, garlic
 (3) pot, oven

Core Structures

p. 39

POINT 1 **Quiz** was prepared

POINT 2 **Quiz** to drink

Read Eggs, You're So Egg-cellent! pp. 41–46

- 1 This week's ingredient in Ashley's[the] blog is eggs.
 2 It can be enjoyed at any time of the day.

Over to You 1

Sample My favorite egg dish is an omelet.

3 breakfast or brunch

4 F

5 family, belonging

Over to You 2

Sample My comfort food is *tteokbokki*.

6 Jinho's grandmother helped Jinho.

7 F

Over to You 3

Sample Yes, I have made scrambled eggs for my little brother many times. I am glad he likes it so much.

After You Read

p. 47

GRAPHIC ORGANIZER

- 1 (1) Fry (2) Cut (3) poached
 (4) Chop (5) spices (6) Beat

DETAILS

- 2 (1) T (2) T (3) T (4) F

The Finish Line

pp. 54–55

LISTEN

1 ②

SPEAK

2 **Sample** sweet, chocolate cake

GRAMMAR 1

3 ③ keep → be kept

GRAMMAR 2

4 (1) to become (2) clean (3) to cook

Answers

READ

- 5 (1) Shakshuka (2) Eggs Benedict
(3) Gyeranjim (4) Frittata

WRITE

- 6 **Sample** a party in my mouth, a chorus of happiness,
a little piece of Italy

WORD SCRAMBLE

- 1 ingredient 2 confident 3 belonging
4 leftover 5 commonly 6 crack

Lesson 3

Everyone's Creative!

The Startline

GET READY

p. 58

- 1 love (laugh / october / victory / eggs)
2 F (Monday / Tuesday / Wednesday / Thursday / **F**riday /
Saturday / Sunday)
3 i (one / two / three / four / five / **s**ix)

VIEW & TALK

p. 59

- 1 Ⓑ

Listen & Speak

Being Creative in Different Ways

p. 60

LISTEN IN

- 1 Ⓑ
2 Ⓐ

Unique Gift Ideas

p. 61

LISTEN IN

- 1 Ⓒ
2 (1) T (2) F

SPEAK OUT

- 3 pizza scissors — Ⓒ
an instant bag hanger — Ⓑ
a magnetic eyeglass holder — Ⓐ

Before You Read

Key Vocabulary

p. 62

WORD BUILDING

- 2 (1) Unfortunately
(2) impractical
(3) dependent

Core Structures

p. 63

POINT 1 **Quiz** in which

POINT 2 **Quiz** where

Topic Preview

p. 64

FOCUS ON TOPIC

- 1 (1) Stress is chosen by the highest percent of people.
(2) Sixty-five percent of people are concerned about
pollution.

Read

Creativity Matters

pp. 65–70

- 1 different
2 F
3 T
4 successful

Over to You 1

Sample Yes, I would take a ride on Mi Teleférico. It is
amazing that a cable car system connects two cities.

- 5 F
6 They were prohibited in 2007.
7 happy
8 larger
9 a free lifetime pass on the tram system

Over to You 2

Sample I would say La Paz was the most creative
because the city made the best use of nature.

After You Read

p. 71

GRAPHIC ORGANIZER

- 1 (1) congestion (2) planning (3) cleaner
(4) commuted (5) noise (6) tram

DETAILS

- 2 (1) F (2) T (3) F (4) T

The Finish Line

pp. 78–79

LISTEN

- 1 ③

SPEAK

- 2 **Sample** Picasso, he drew paintings in a unique way

GRAMMAR 1

- 3 ③ → whom[who / that / 관계 대명사 생략]

GRAMMAR 2

- 4 (1) when (2) where (3) where


READ

- 5 (1) T (2) F (3) F

WRITE

- 6 **Sample** cars parked on sidewalks, people cannot walk on them, and this can be especially dangerous for children

PUZZLE



Answers

Over to You 2

- Sample** I want to see the *Mona Lisa* at the Louvre Museum in Paris.
- 4 10th Symphony
- 5 T
- 6 It didn't happen on his 250th birthday because of the impact of Covid-19.
- 7 train, perform

WORD SCRAMBLE

- 1 restore
- 2 ambitious
- 3 cooperate
- 4 appreciate
- 5 competition
- 6 collaboration

After You Read

p. 95

GRAPHIC ORGANIZER

- 1 (1) trimmed (2) missing
(3) notes and sketches (4) completed
(5) collaboration

DETAILS

- 2 (1) T (2) T (3) F (4) T

The Finish Line

pp. 102–103

LISTEN

- 1 Ⓓ

SPEAK

- 2 **Sample** help solve hunger problems around the world

GRAMMAR 1

- 3 (1) broken (2) moving (3) injured (4) known

GRAMMAR 2

- 4 (1) The advancing technology is changing the world.
(2) They invented a product called smart glasses.

READ

- 5 Ⓒ

WRITE

- 6 **Sample** wake me up every morning, help me when I cannot solve math problems

Words & Phrases

1. 교과서 문장에 쓰인 뜻을 중심으로 제시했습니다.
2. *표를 한 단어는 영상이나 녹음 대본에 나오는 단어입니다.

Lesson 1

A Bright Future Ahead

- ☐ a plot of land 한 구획의 토지
- ☐ achieve 성취하다
- ☐ admire 존경하다
- ☐ adventure 모험
- ☐ affect 영향을 끼치다
- ☐ ahead 앞에
- ☐ apply for 지원하다
- ☐ as well ...도 역시, 또한
- ☐ assignment* 과제
- ☐ at the same time 동시에
- ☐ awesome 굉장한, 엄청난
- ☐ be good at ...에 능숙하다, 잘하다
- ☐ be into ...에 빠지다
- ☐ bravely 용감하게
- ☐ career 직업, 경력
- ☐ challenge 도전
- ☐ check out 대출하다
- ☐ come true 이루어지다, 실현되다
- ☐ come up with ...을 생각해 내다
- ☐ comment 언급, 논평
- ☐ communication 의사소통
- ☐ confidence 자신감
- ☐ countryside 시골 지역
- ☐ creation 창작품
- ☐ creativity 창의성, 창의력
- ☐ crop 농작물
- ☐ curiosity 호기심
- ☐ deal with ...을 다루다
- ☐ decrease 줄이다, 감소하다

- ☐ dedicate 바치다, 헌정하다
- ☐ delivery 배달
- ☐ describe 묘사하다
- ☐ desperately 절실히
- ☐ despite ...에도 불구하고
- ☐ develop 개발하다
- ☐ dice 주사위
- ☐ disease 병, 질병
- ☐ diverse 다양한
- ☐ documentary 다큐멘터리, 기록물
- ☐ elementary 초보의, 초등의
- ☐ environment 환경
- ☐ equality 평등
- ☐ exclude 배제하다
- ☐ experiment 실험하다; 실험
- ☐ fantasy 공상, 상상
- ☐ feed 먹여 살리다, 먹이를 주다
- ☐ fortunately 운 좋게도, 다행스럽게도
- ☐ gain 얻다, 얻게 되다; 증가, 이익
- ☐ generation 세대
- ☐ genetic engineering 유전 공학
- ☐ give up 포기하다
- ☐ go over* 거듭 살피다, ...을 검토하다
- ☐ graduation 졸업
- ☐ growth 성장, 증가
- ☐ hardship 역경, 어려움
- ☐ hire 고용하다
- ☐ hold onto ...을 붙잡다
- ☐ honestly* 정직하게
- ☐ hybrid 잡종, 혼성체
- ☐ improve 향상시키다, 개선되다
- ☐ include 포함하다
- ☐ increase 증가하다; 증가
- ☐ inspire 영감을 주다, 격려하다

Words & Phrases

- ☐ journey 여행, 여정
- ☐ justice 공정성, 공정성
- ☐ local 현지의, 지역의
- ☐ logical 논리적인
- ☐ look forward to ...을 기대하다
- ☐ manage 운영하다, 처리하다
- ☐ matter 중요하다
- ☐ meet a deadline 마감 기일을 맞추다
- ☐ monitor 관찰하다, 모니터하다
- ☐ needy (경제적으로) 어려운, 궁핍한
- ☐ negative 부정적인
- ☐ on time 시간에 맞게, 정시에
- ☐ on weekends 주말마다
- ☐ opportunity 기회
- ☐ overcome 극복하다
- ☐ passion 열정
- ☐ passionate 열정적인
- ☐ path 길, 방향
- ☐ personal 개인적인
- ☐ personality 성격, 개성
- ☐ physical 신체의
- ☐ positive 긍정적인
- ☐ post (웹 사이트에 정보·사진 등을) 올리다, 게시하다
- ☐ production 생산, 생산량
- ☐ productive 결실 있는, 생산적인
- ☐ professional 전문적인
- ☐ protect 보호하다, 지키다
- ☐ pursue 추구하다
- ☐ quit 그만두다, 떠나다
- ☐ realize (목표 등을) 실현하다
- ☐ recently 최근에
- ☐ remarkable 주목할 만한, 놀랄 만한
- ☐ remotely 원격으로
- ☐ responsibility 책임(감)

- ☐ review 복습하다
- ☐ right 권리, 권한
- ☐ run 운영하다
- ☐ settle down* 편안히 앉다
- ☐ sheet* 종이 한 장
- ☐ shortage 부족
- ☐ skilled 숙련된
- ☐ strength 강점, 장점
- ☐ successful 성공한
- ☐ take care of ...을 돌보다
- ☐ take one's time* 천천히 하다, 시간을 들이다
- ☐ take part in ...에 참가하다
- ☐ talent 재능
- ☐ task 일, 과제, 과업
- ☐ technique 기술, 기법
- ☐ thanks to ... 덕분에
- ☐ times ...배가 되는
- ☐ tough 힘든, 엄한
- ☐ track 경주로, 트랙
- ☐ various 다양한
- ☐ VR 가상 현실(= virtual reality)
- ☐ webtoonist 웹툰 작가
- ☐ wildlife* 야생 동물
- ☐ with the help of ...의 도움으로

Lesson 2

Eat Well, Feel Good

- ☐ a sense of belonging 소속감
- ☐ a wide variety of* 매우 다양한
- ☐ advise 충고하다
- ☐ allow 허락하다

- ☐ at any time 언제든지
- ☐ be named after ...의 이름을 따서 명명되다
- ☐ be similar to ...와 비슷하다
- ☐ beat 휘젓다, (휘저어) 섞다
- ☐ belonging 소속
- ☐ benefit 혜택, 이득
- ☐ between* ... 간의, 사이에
- ☐ bite 한 입 (베어 문 조각)
- ☐ boost 북돋우다
- ☐ can't wait to* ...하고 싶다, ...가 기대된다
- ☐ chop 썰다
- ☐ come across 우연히 마주치다, 발견하다
- ☐ come over (특히 누구의 집에) 들르다
- ☐ comfort food 마음에 위안을 주는 음식
- ☐ comfort 위로, 위안
- ☐ common 흔한, 공통의
- ☐ commonly 흔히, 보통
- ☐ confident 자신감 있는
- ☐ consider ...을 ~로 여기다
- ☐ crack 깨뜨리다, 깨지다
- ☐ creamy 크림 같은
- ☐ crispy 바삭바삭한, 아삭아삭한
- ☐ crunchy 바삭바삭한, 아삭아삭한
- ☐ cut ... in half 반으로 가르다
- ☐ determined 단호한, 완강한
- ☐ develop 발전시키다
- ☐ differ* 다르다
- ☐ discover 발견하다
- ☐ dislike 싫어하다
- ☐ earn (돈을) 벌다
- ☐ enjoyment* 즐거움
- ☐ experience 경험
- ☐ explore 탐구하다, 분석하다
- ☐ fairy* 요정

- ☐ fascinating 대단히 흥미로운, 매력적인
- ☐ flier* 전단, 광고
- ☐ focus on ...에 초점을 맞추다, 집중하다
- ☐ fridge 냉장고
- ☐ from country to country* 나라마다
- ☐ fry 튀기다
- ☐ give ... a try ...을 시도해보다, 한번 해보다
- ☐ have trouble in ...에 곤란을 겪다
- ☐ hearty 따뜻한, 다정한
- ☐ heat 가열하다
- ☐ huge 거대한
- ☐ idiom 관용구, 속어
- ☐ impolite 무례한, 실례되는
- ☐ influential 영향력 있는, 영향력이 큰
- ☐ ingredient 재료
- ☐ interestingly 흥미롭게도
- ☐ leftover 남은; 남은 음식
- ☐ look forward to ...을 기대하다
- ☐ look for ...을 찾다
- ☐ medicine 약, 약물
- ☐ minor 작은, 별로 중요하지 않은
- ☐ mixture 혼합물
- ☐ no longer 더 이상 ...가 아닌
- ☐ one another 서로
- ☐ originally 원래, 본래
- ☐ passion 열정
- ☐ pepper 후추
- ☐ pillow 베개
- ☐ poach 수란을 만들다
- ☐ polite 예의 바른, 공손한
- ☐ positive* 긍정적인
- ☐ pot 냄비
- ☐ prefer ...을 더 좋아하다, 선호하다
- ☐ preference 선호(도)

Words & Phrases

- ☐ prepare 준비하다
- ☐ promote 촉진하다, 홍보하다
- ☐ recipe 조리법
- ☐ reduce 줄이다
- ☐ refer to ...을 나타내다
- ☐ refrigerator 냉장고
- ☐ respect 존경(심), 존중
- ☐ seasoned 양념을 한
- ☐ seaweed soup* 미역국
- ☐ seriously 진지하게, 심각하게
- ☐ serve (음식을) 제공하다, (음식을) 차려 주다
- ☐ shell 껍데기
- ☐ side dish 곁들임 요리, 반찬
- ☐ spice 양념; 양념을 치다
- ☐ steam (음식을) 찌다
- ☐ support 부양하다
- ☐ table manner* 식사 예절
- ☐ taste ...한 맛이 나다; 맛
- ☐ tiny 아주 작은
- ☐ to one's surprise 놀랍게도
- ☐ top (다른 것의) 위에 놓다; 맨 윗부분
- ☐ unimportant 중요하지 않은
- ☐ various 다양한
- ☐ whisper 속삭임
- ☐ work wonders 기적을 낳다

Lesson 3

Everyone's Creative!

- ☐ accurate* 정확한
- ☐ adopt 채택하다
- ☐ adventurer 모험가
- ☐ appreciate 환영하다, 진가를 알아보다

- ☐ art supplies 미술용품
- ☐ article (신문, 잡지의) 글, 기사
- ☐ attention 주의, 주목
- ☐ benefit 혜택, 이득
- ☐ bold 대담한
- ☐ come up with (해답 등을) 찾아내다, 내놓다
- ☐ common 흔한, 공동의
- ☐ commute 통근하다; 통근
- ☐ complete 완전한
- ☐ concern ...을 걱정스럽게 만들다
- ☐ congestion 혼잡, 정체
- ☐ connect 연결하다
- ☐ consideration 사례, 숙고
- ☐ creativity 창의성
- ☐ crowded 붐비는, 복잡한
- ☐ deal with ...을 다루다
- ☐ decade 10년
- ☐ definitely* 분명히, 틀림없이
- ☐ delay 미루다, 연기하다
- ☐ dependent 의존하는, 의지하는
- ☐ describe 말하다, 묘사하다
- ☐ differ from ...와 다르다
- ☐ display 전시; 전시하다
- ☐ drain cover 배수구 커버
- ☐ dramatically 극적으로
- ☐ ease (불편 등을) 덜어 주다
- ☐ effect 영향, 결과
- ☐ electric 전기의
- ☐ encourage 권장하다, 격려하다
- ☐ essential 필수적인
- ☐ express 표현하다
- ☐ flooding 홍수
- ☐ focus on ...에 집중하다
- ☐ fortunately 다행스럽게도, 운 좋게도

- ☐ free of charge 무료로
- ☐ fuel 연료
- ☐ get around 돌아다니다
- ☐ give ... a try* ...을 시도해보다, 한번 해보다
- ☐ harmful 해로운, 유해한
- ☐ impossible 불가능한
- ☐ impractical 비현실적인
- ☐ improved 향상된, 개선된
- ☐ in order to ...하기 위해
- ☐ incomplete 불완전한
- ☐ independent 독립된
- ☐ initially 처음에
- ☐ innovative 획기적인
- ☐ innovator 혁신가
- ☐ instead of ... 대신에
- ☐ launch 시작하다, 출시하다
- ☐ lifetime 일생, 평생
- ☐ litter (쓰레기 등을) 버리다
- ☐ magnetic 자석의
- ☐ matter 중요하다
- ☐ mobility-impaired 거동이 불편한
- ☐ neighboring 이웃의, 인접한
- ☐ nightmare 악몽, 아주 끔찍한 일
- ☐ official 공무원; 공무상의
- ☐ one-size-fits-all 널리 적용되도록 만든
- ☐ operation 작동, 활동
- ☐ opinion 의견
- ☐ pedestrian 보행자
- ☐ point of view* 관점, 견해
- ☐ policy 정책, 방침
- ☐ pollution 오염, 공해
- ☐ poorly 좋지 못하게, 형편없이
- ☐ population 인구
- ☐ possible 가능한

- ☐ practical 현실적인
- ☐ producer 제작자
- ☐ prohibit 금지하다
- ☐ put ... into action ...을 실행으로 옮기다
- ☐ reduce 줄이다
- ☐ resident 거주자, 주민
- ☐ route 길, 경로
- ☐ search for ...을 찾다
- ☐ several 몇몇의
- ☐ significant 중요한, 커다란
- ☐ significantly 상당히, 크게
- ☐ sloping 경사진
- ☐ spot 장소, 자리
- ☐ suffer from ...로 고통받다
- ☐ suggestion 제안, 의견
- ☐ survey (설문) 조사
- ☐ task 일, 과업
- ☐ through ...을 통해, 관통하여
- ☐ traffic 교통
- ☐ tram 전차
- ☐ translate 번역하다, 통역하다
- ☐ turn in ...을 돌려주다, 반납하다
- ☐ unclear 더러운, 불결한
- ☐ unfortunately 불행하게도
- ☐ unknown 알려지지 않은
- ☐ various 다양한
- ☐ warning 경고
- ☐ watch out for ...을 경계하다, 조심하다

Lesson 4

Shaping the Future with Technology

- ☐ achievement 업적, 성취
- ☐ advance 진보하다, 증진되다

Words & Phrases

- ☐ ambitious 야심적인
- ☐ application(= app) 응용 프로그램
- ☐ appointment* 예약, 약속
- ☐ appreciate 감상하다, 고마워하다
- ☐ approach 접근; 접근하다
- ☐ artwork 예술 작품, 미술품
- ☐ await 기다리다
- ☐ benefit 혜택, 이익
- ☐ bring ... to life ...에 활기를 불어넣다, ...을 소생시키다
- ☐ carry out 수행하다
- ☐ collaboration 공동 작업
- ☐ collaborative 공동의
- ☐ collapse 무너지다, 붕괴하다
- ☐ come to the rescue 구하러 오다, 도우러 오다
- ☐ companion 동반자, 친구
- ☐ competition 대회, 경쟁
- ☐ complete 완성하다; 완성된
- ☐ compose 작곡하다
- ☐ composer 작곡가
- ☐ connect 연결하다
- ☐ cooker 조리 도구
- ☐ cooperate 협력하다, 협조하다
- ☐ definitely 분명히, 틀림없이
- ☐ dementia* 치매
- ☐ device 장치
- ☐ differentiate* 구별하다
- ☐ disability* 장애
- ☐ disaster 재난, 재해
- ☐ display 보여주다, 전시하다
- ☐ Dutch 네덜란드의
- ☐ earthquake* 지진
- ☐ effort 노력, 수고
- ☐ enrich 질을 높이다
- ☐ equally 똑같이, 동등하게

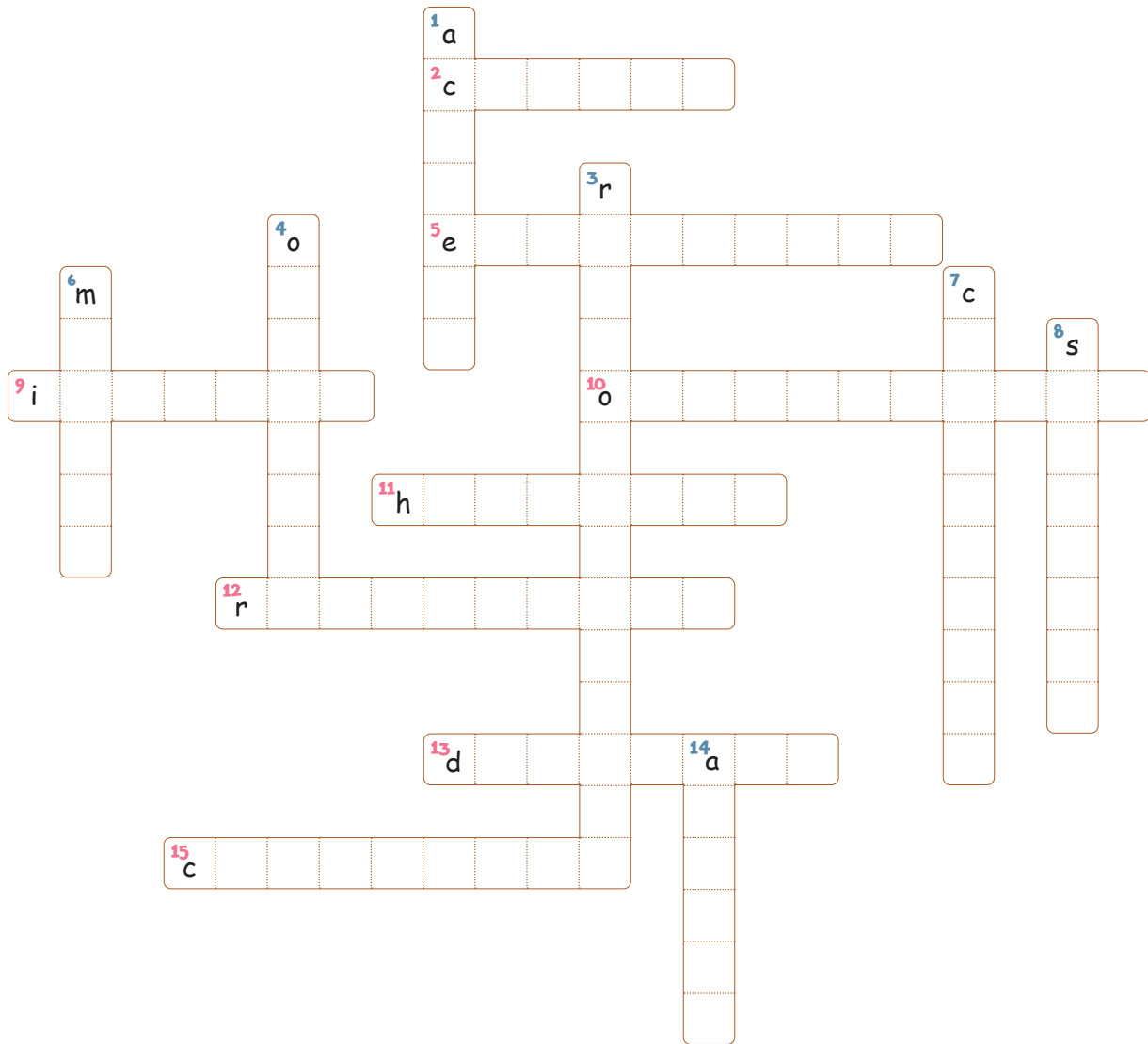
- ☐ expert 전문가
- ☐ fascinating* 대단히 흥미로운, 매력적인
- ☐ feed ... into ...에 ...을 넣다
- ☐ figure out 알아내다, 이해하다
- ☐ fine art 미술
- ☐ flow into ...로 흐르다
- ☐ fortunately 다행스럽게도, 운 좋게도
- ☐ generate 생성하다, 만들어 내다
- ☐ get around* 돌아다니다
- ☐ have difficulty -ing ...하는 데 어려움을 겪다
- ☐ household 가정의
- ☐ imitate 모방하다, 흉내내다
- ☐ impact 영향, 충격
- ☐ impaired* 손상된
- ☐ impression 인상
- ☐ in a friendly manner 우호적인 방식으로, 우정으로
- ☐ in the spirit of ...의 정신으로
- ☐ including ...을 포함하여
- ☐ intention 의도, 목적
- ☐ interestingly 흥미롭게도
- ☐ landscape 풍경화, 풍경
- ☐ link* 연결하다
- ☐ make reservations 예약하다
- ☐ manage to 간신히 ...하다
- ☐ material 재료
- ☐ merit 장점
- ☐ miss 그리워하다, 놓치다
- ☐ mission 임무
- ☐ monitor 모니터하다, 감시하다
- ☐ musicologist 음악학자
- ☐ note 음, 음표
- ☐ operation 작업
- ☐ opportunity 기회
- ☐ outstanding 뛰어난

- ☐ patient* 환자
- ☐ performance 공연, 연주회
- ☐ pill 알약
- ☐ portrait 초상화
- ☐ potential* 가능성, 잠재력
- ☐ process 과정
- ☐ product 제품, 상품
- ☐ put down (글, 메모 등을) 적다
- ☐ put out (불을) 끄다
- ☐ puzzle 수수께끼; 어리둥절하게 만들다
- ☐ recognize 알아보다, 인식하다
- ☐ recreate 재현하다, 되살리다
- ☐ remarkable 놀라운, 주목할 만한
- ☐ remote 외진, 먼
- ☐ reproduce 다시 만들어내다, 재현하다
- ☐ rescue 구출; 구출하다
- ☐ restoration 복원
- ☐ restore 복원하다
- ☐ risky* 위험한
- ☐ robotics* 로봇 공학
- ☐ self-portrait 자화상
- ☐ shape (어떤) 모양으로 만들다; 모양
- ☐ signal 신호
- ☐ specialist 전문가
- ☐ state 상태
- ☐ surface 표면
- ☐ survivor* 생존자
- ☐ swallow 삼키다
- ☐ symphony 교향곡
- ☐ take place 열리다, 일어나다
- ☐ target 목표
- ☐ task 일, 과업
- ☐ technique 기술
- ☐ technology (과학) 기술

- ☐ the number of ...의 수
- ☐ trap* 가두다
- ☐ trim 잘라내다, 다듬다
- ☐ turn ... into ...을 ...로 바꾸다
- ☐ unsolved 해결되지 않은
- ☐ via* ...을 통하여
- ☐ virtually 가상으로
- ☐ visually* 시각적으로, 눈에 보이게
- ☐ work on 작업하다
- ☐ work wonders 기적을 낳다
- ☐ work 일, 업무, 작품

Lesson 1 Crossword Puzzle

■ 퍼즐을 풀면서 1단원의 핵심 어휘를 확인해 봅시다.



Across

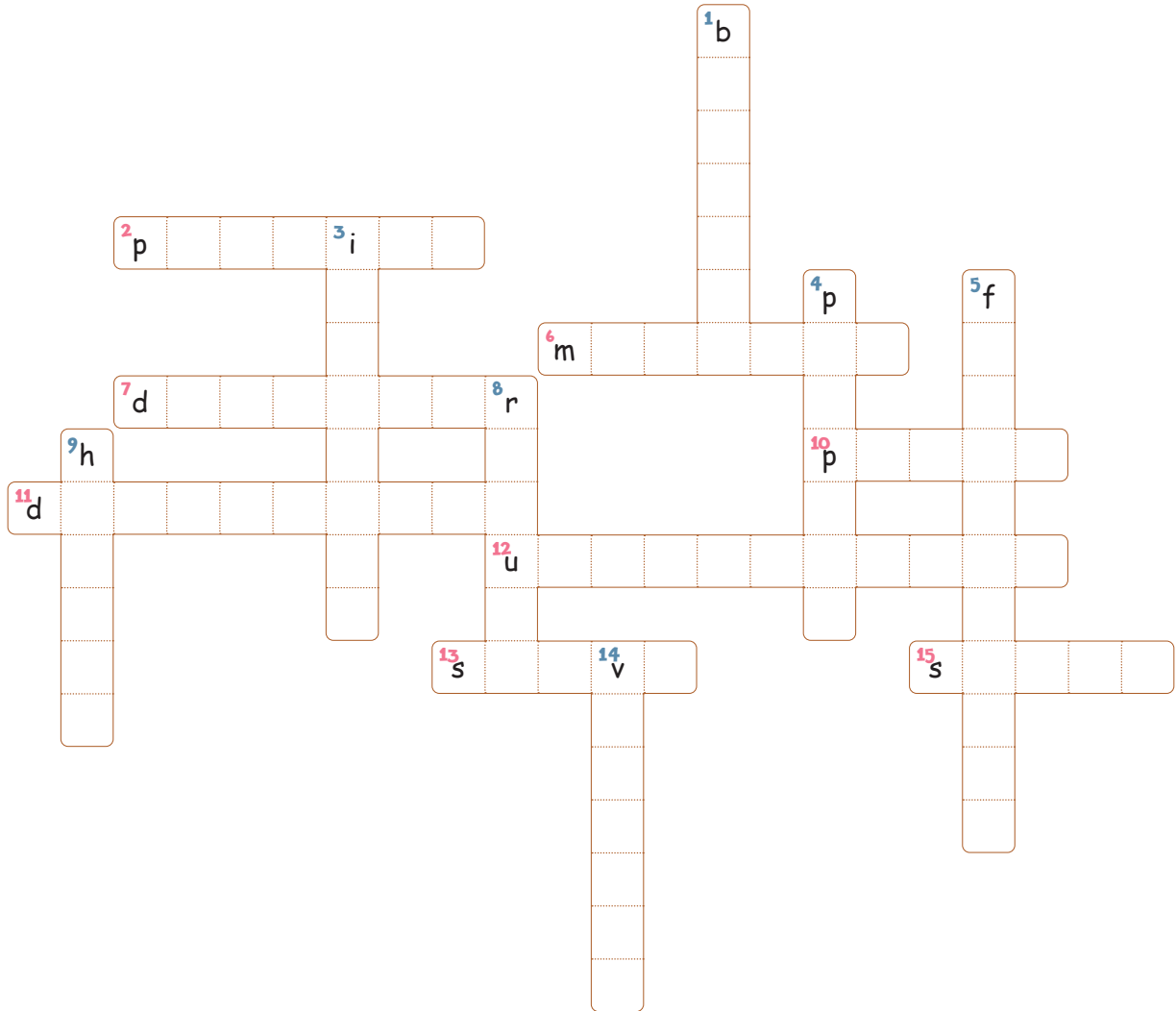
- 2** 직업, 경력
- 5** 실험하다; 실험
- 9** 영감을 주다
- 10** 기회
- 11** 역경
- 12** 주목할 만한
- 13** 바치다, 헌정하다
- 15** 호기심

Down

- 1** 성취하다
- 3** 책임(감)
- 4** 극복하다
- 6** 운영하다, 처리하다
- 7** 자신감
- 8** 강점, 장점
- 14** 존경하다

Lesson 2 Crossword Puzzle

■ 퍼즐을 풀면서 2단원의 핵심 어휘를 확인해 봅시다.



Across

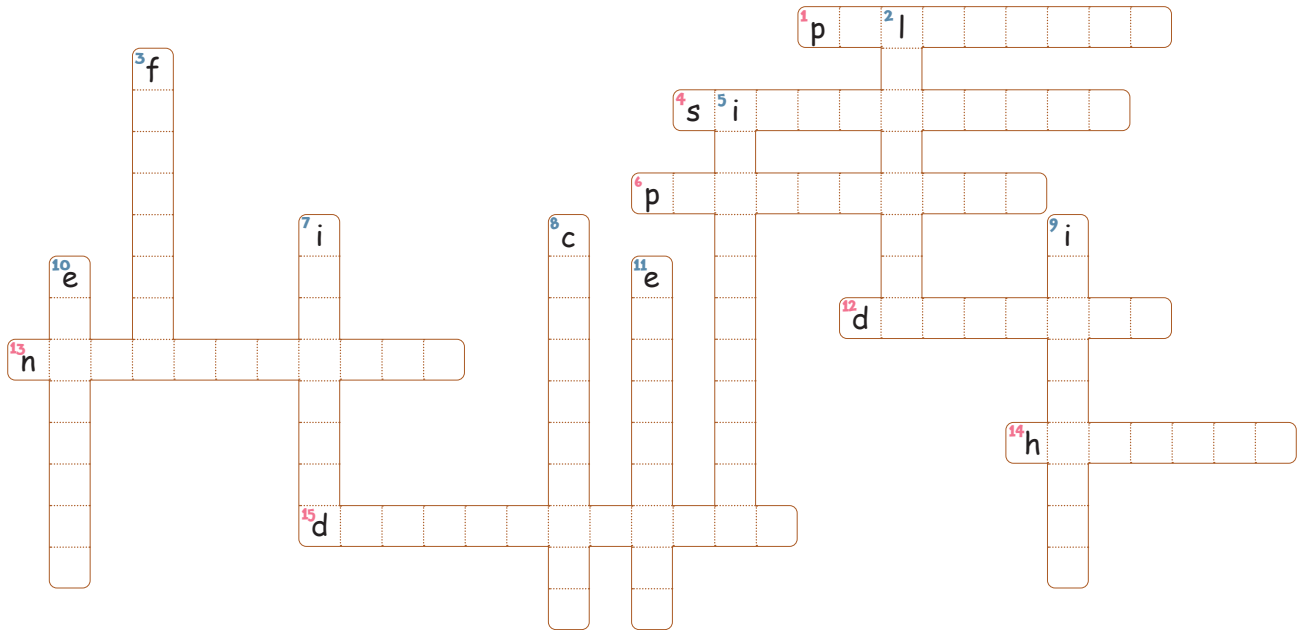
- 2 열정
- 6 혼합물
- 7 발견하다
- 10 수란을 만들다
- 11 단호한, 완강한
- 12 중요하지 않은
- 13 (음식을) 제공하다, (음식을) 차려 주다
- 15 (음식을) 찌다

Down

- 1 혜택, 이득
- 3 무례한, 실례되는
- 4 준비하다
- 5 대단히 흥미로운, 매력적인
- 8 줄이다
- 9 따뜻한, 다정한
- 14 다양한

Lesson 3 Crossword Puzzle

■ 퍼즐을 풀면서 3단원의 핵심 어휘를 확인해 봅시다.



Across

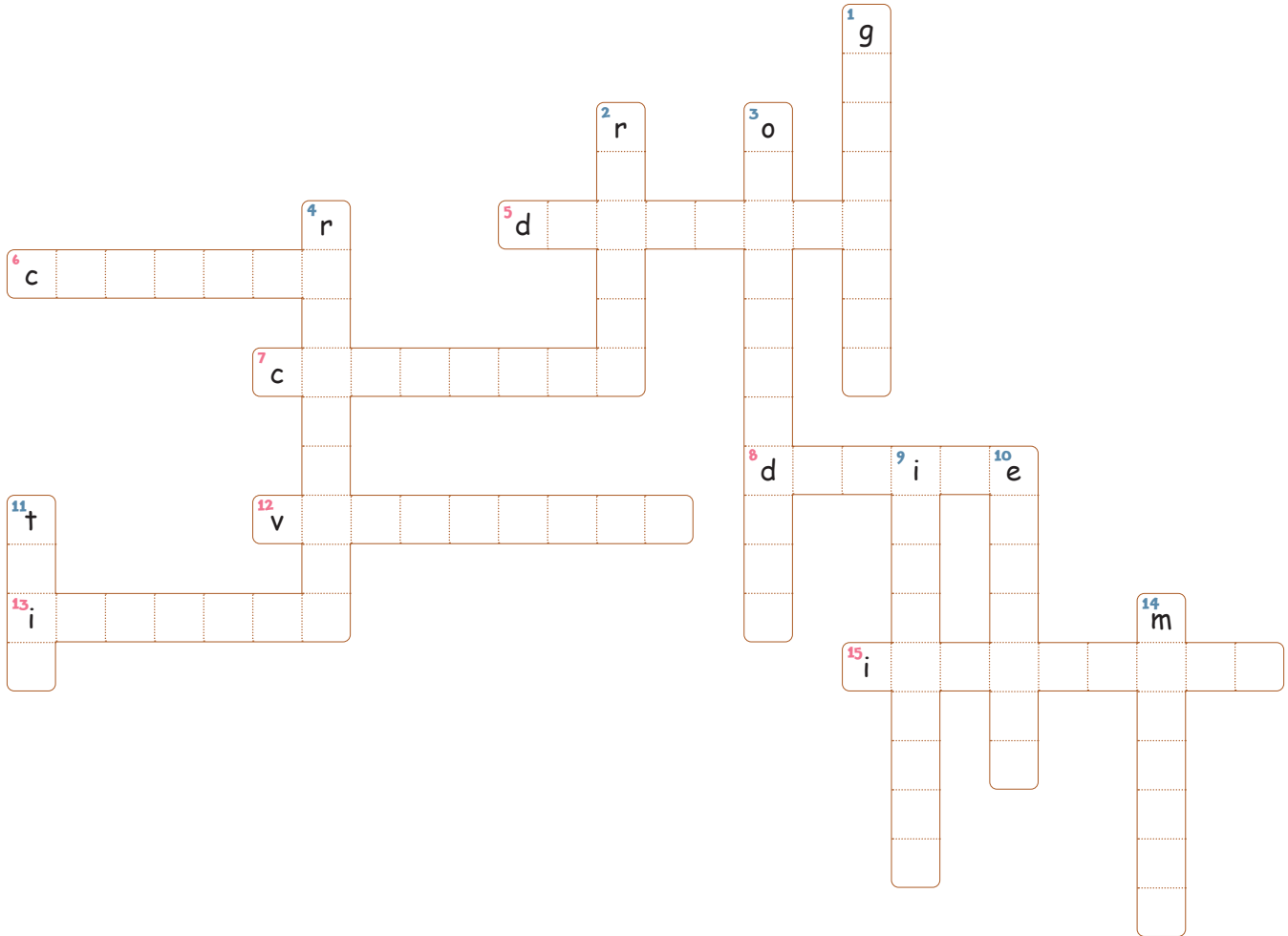
- 1** 오염, 공해
- 4** 중요한, 커다란
- 6** 인구
- 12** 말하다, 묘사하다
- 13** 이웃의, 인접한
- 14** 해로운, 유해한
- 15** 극적으로

Down

- 2** 일생, 평생
- 3** 홍수
- 5** 비현실적인
- 7** 향상된, 개선된
- 8** 창의성
- 9** 처음에
- 10** 전기의
- 11** 권장하다, 격려하다

Lesson 4 Crossword Puzzle

■ 퍼즐을 풀면서 4단원의 핵심 어휘를 확인해 봅시다.



Across

- 5 재난, 재해
- 6 작곡하다
- 7 무너지다, 붕괴하다
- 8 장치
- 12 가상으로
- 13 모방하다, 흉내내다
- 15 ...을 포함하여


Down

- 1 생성하다, 만들어내다
- 2 구출; 구출하다
- 3 뛰어난
- 4 알아보다, 인식하다
- 9 의도, 목적
- 10 똑같이, 동등하게
- 11 잘라내다, 다듬다
- 14 임무


Crossword Puzzles Answers

■ 퍼즐의 정답을 확인해 봅시다.


Lesson 1




Lesson 2



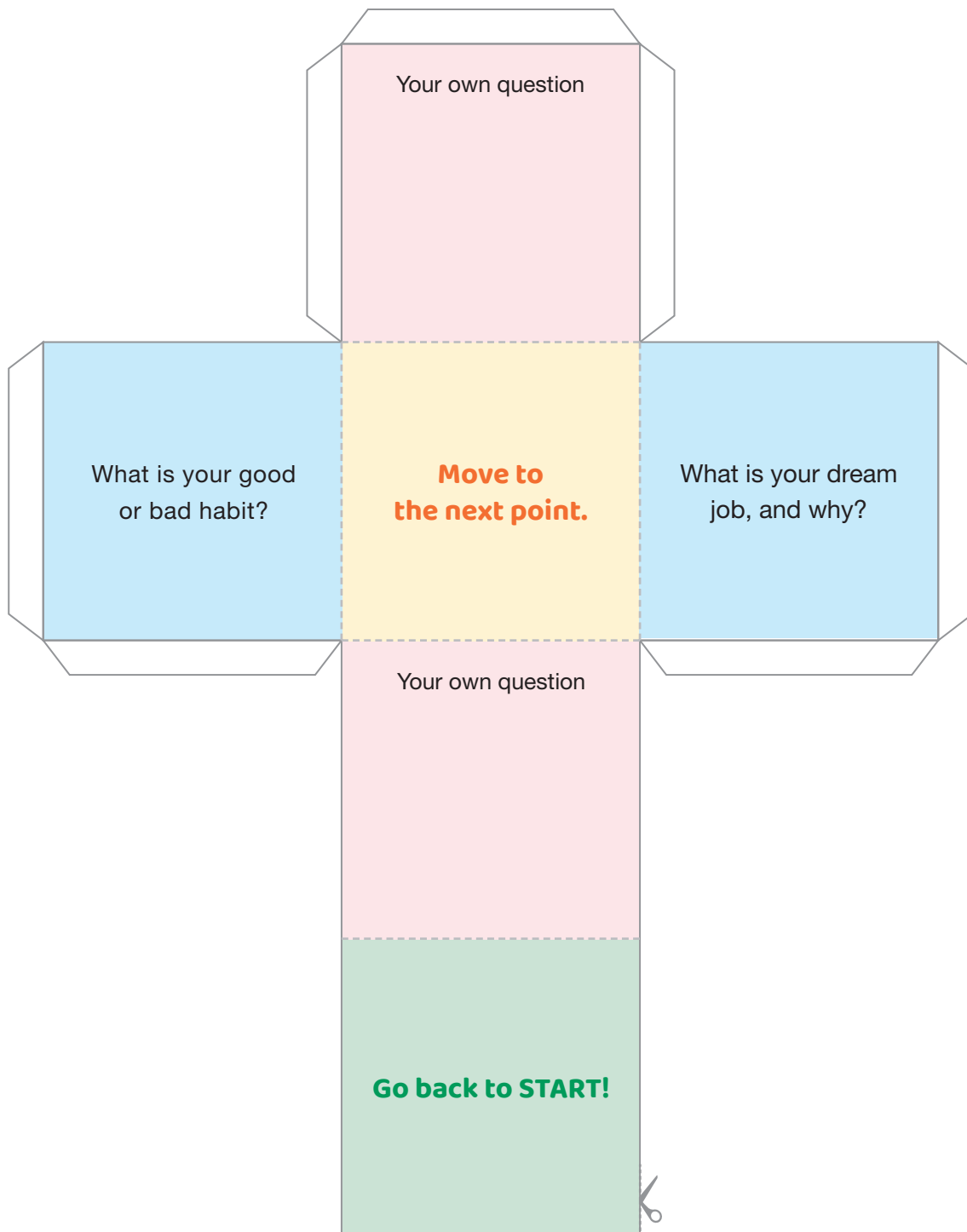
Lesson 3



Lesson 4



- 전개도의 비어 있는 두 면에 자신이 준비한 질문을 쓴 뒤, 전개도를 오려 붙여 주사위를 완성해 봅시다.



IDEAS FOR QUESTIONS

- What are you good at?
- Who do you look up to, and why?
- What activities make you feel happy?
- What is the biggest lesson you've learned so far?