

Lesson
3

My Bright Future



Big Question

What do you do for your future?





Study Points

Functions

- 관심사 표현하기
I'm interested in basketball.
- 장래 희망 묻고 답하기
A: What do you want to be in the future?
B: I want to be a singer.

Reading

- Meeting Friends Again after 20 Years

Forms

- She **loved** taking pictures.
- He feels happy **when** he understands the dogs.

Before You Begin

미래 사회에서 사람들이 어떤 일을 할지
상상하고 이야기해 봅시다.

Topic 1

My Dream Job

What are the students doing?

I'm interested in ★ .

What do you want to be in the future?

I want to be a(n) ★ .

Useful Expressions

★ music	★ singer
reading	writer
movies	actor
science	scientist
dancing	dancer
drawing	artist

1 ☐ singer
☐ dancer

2 ☐ artist
☐ designer

3 ☐ baseball player
☐ basketball player

A Listen and Check


각 대화를 듣고, 그림 속 학생들의 장래 희망으로 알맞은 것에 표시해 봅시다.

Listening Tip

- What do you want to be in the **future**?
- There is a drama **club**.

B Look and Talk


아래 학생의 관심사와 장래 희망에 대한 정보를 보고, 각 학생이 되어 짝과 대화해 봅시다.



e.g.

A: Are you interested in **science**?
B: Yes, I am.
A: What do you want to be in the future?
B: I want to be **a scientist**.
A: That's cool!


**C Listen Up**

1 대화를 듣고, 두 사람이 무엇에 관해 이야기하고 있는지 골라 봅시다. 

a. school clubs

b. school contest

c. school festival

2 대화를 다시 한번 듣고, 빈칸에 알맞은 말을 써 봅시다. 



Ben

- is interested in 1) _____

- wants to be a(n) 2) _____

Taeyeon


- is interested in 3) _____

- wants to be a(n) 4) _____

D Talk Together

아래 꿈나무의 열매에는 이름을 쓰고, 잎사귀에는 관심사와 장래 희망을 쓴 후, 모둠원과 대화하며 꿈나무를 완성해 봅시다.

e.g.



e.g.

A: **Suho**, what are you interested in?

B: I'm interested in **cooking**.

A: I see. What do you want to be in the future?

B: I want to be **a cook**. What about you, **Haerin**?

A: I'm interested in **dancing**. So I want to be **a dancer**.


B: That's great. You can do it!

Topic 2

My Role Model



두 사람이 영화를 보며 대화하고 있습니다. 동영상을 보고, 두 사람의 관심사와 장래 희망이 무엇인지 알아봅시다.



STEP 1 자신의 관심사와 역할 모델로 삼고 싶은 사람을 떠올려 보고, 그 사람에 대한 정보를 조사하여 인물 소개 카드를 완성해 봅시다. Search

e.g.

My Interest: space

My Interest: _____

My Role Model



Name:
Neil Armstrong
Job: astronaut

What he is famous for:
He was the first person on the moon.

My Role Model

*Picture of your
role model*

Name: _____
Job: _____

What he/she is famous for:

STEP 2 짝의 역할 모델에 관해 이야기하면서 빈칸을 채운 후, 짝의 역할 모델이 누구인지 맞춰 봅시다. 

e.g.

A: Hey, **Minjun**. Can you guess my role model?

B: Sure, **Yumi**. What are you interested in?

A: I'm interested in **space**.

B: What is your role model's job?

A: **He was an astronaut**.

B: What is **he** famous for?

A: **He was the first person on the moon**.

B: I got it. Your role model is **Neil Armstrong**.

A: Correct! I want to be a great **astronaut** like **him**.

_____ 's Role Model

1 His/Her interest:


2 His/Her role model's job:

3 What his/her role model is famous for:

4 My partner's role model:



Presentation Time!

STEP 2에서 알아낸 짝의 역할 모델과 장래 희망을 친구들에게 소개해 봅시다. 

Yumi is interested in **space**.
Her role model is **Neil Armstrong**.
He was an astronaut. **He was the first person on the moon**.
Yumi wants to be a great **astronaut** like **him**. **She** can do it!




Speaking Tip

앞 단어와 뒤 단어를 자연스럽게
 이어서 발음해요.

- **Yumi is interested in ...**
- **He was an ...**


Self-Check

- 관심사와 역할 모델에 관해 묻고 답할 수 있나요?
- 짝의 역할 모델을 장래 희망과 잘 연결하여 소개했나요?



Before You Read

A 20년 후에 실현될 모습이라고 생각하는 것에 모두 표시하고, 자신이 상상하는 미래 모습도 써 봅시다.



In 20 years, we will ...

- ☐ travel to space.
- ☐ talk with animals.
- ☐ ride in flying cars.
- ☐ have robot friends.
- ☐ use delivery drones.
- ☐ _____

B 미래 모습을 나타내는 그림과 문장을 보고, 밑줄 친 표현의 의미를 추측해 봅시다.



1 I will have dogs and take care of them.

2 I will translate Korean books into English.

3 I will travel to interesting places around the world.

4 I will have a school reunion with my middle school friends.

In the future ...



Meeting Friends Again after 20 Years

Class 1-2



Today is a special day. We are having our middle school reunion! We were in the same class 20 years ago. Now everybody has amazing jobs. Let's find out about them!

Q1 What event are they having today?

special reunion ago find out



Eunji was in the photography club when we were in middle school. She loved taking pictures. Now she is a drone photographer. Drones can go almost anywhere. So she can take pictures from high up in the sky. She captures great moments. Her pictures are amazing!


How about Jimin? He was a dog lover and had three dogs. He is a teacher now. But he doesn't teach children. He teaches dogs! He takes care of them and teaches manners to them. When he talks with the dogs, he uses a special application. It translates dog sounds into human language. He feels happy when he understands the dogs.

Q2 Which club was Eunji in during middle school?

Q3 How can Jimin understand the dogs?

capture moment take care of manners translate





Sohee works as a tour guide. She travels all around the world. But she doesn't leave Korea. How is that possible? She guides tourists in a VR world! When Sohee was in middle school, she liked telling us about interesting places.

- 5 Now she does the same thing with her tourists. She also takes them to faraway and dangerous places. She even travels to Mars. That sounds exciting!

More Information

가상현실(VR)은 온라인 가상 세계에서 사람이 실제처럼 체험할 수 있도록 하는 기술을 말해요.



Q4 How can Sohee travel the world without leaving Korea?

tour guide travel leave possible faraway



Link to the **Big Question** ?
What are you interested in?

After You Read

A 본문 속 주인공이 동창회를 다녀와서 쓴 일기를 보고, 본문에서 언급되지 않은 내용을 골라 봅시다.

Sunday, May 10

Today I met Eunji, Jimin, and Sohee. ㉠ They were my classmates 20 years ago. ㉡ Eunji is a photographer and takes pictures with drones. ㉢ Jimin is creating a dog language application. ㉣ Sohee guides tourists to many places, even Mars. I was very happy today.



B 본문 내용과 일치하도록 빈칸에 알맞은 말을 골라 써 봅시다.

	Eunji	Jimin	Sohee
Past	She loved taking pictures.	He loved dogs.	She liked telling friends about interesting 5 _____.

↓ 20 years later

	Eunji	Jimin	Sohee
Now	<ul style="list-style-type: none"> • She is a drone 1 _____. • She takes pictures from high up in the 2 _____ with drones. 	<ul style="list-style-type: none"> • He is a teacher. • He teaches 3 _____ to dogs. • He can understand dogs through a special 4 _____. 	<ul style="list-style-type: none"> • She is a tour guide in a VR world. • She takes tourists to faraway and 6 _____ places.

application places photographer manners dangerous sky

Make Connections

C 미래의 자기소개서를 완성해 보고, 20년 후의 자신이 되어 스스로를 소개해 봅시다.

Name:	
Job:	
My Interest:	
What I do:	

e.g.

I'm Nick. I'm a reporter.
When I was in middle school,
I liked talking in front of
people. Now I report the news
on TV every night. I give
useful information to people.



Culture Focus

Unique Jobs around the World

사진 속 사람들의 직업이 무엇인지 추측해 보고, 각 직업에 알맞은 설명을 찾아 연결해 봅시다.



India



Denmark



Italy

a I'm a gondola driver.
I take tourists on a
gondola and share
Venice's beauty with
them.

b I'm a dabbawala.
I bring lunch boxes
from homes to
schools and offices.

c I'm a wind power
engineer. I build, fix,
and take care of big
wind turbines.

Language Focus

과거형은 '~이었다', '~했다'라는 뜻으로 지난 일의 상태나 동작을 나타내고, 접속사 **when**은 '~할 때'라는 뜻으로 시간을 나타냅니다.

A She loved taking pictures.



Let's Use It Jake가 어제 작성한 계획표에 표시된 내용에 맞게 문장을 완성해 봅시다.

To do list

- get up early ☒
- clean my room ☒
- do my homework ☒
- play tennis with Mia ☒

- 1 Jake _____ early yesterday.
- 2 Jake _____ his room yesterday.
- 3 Jake _____ his homework yesterday.
- 4 Jake and Mia _____ tennis yesterday.

B He feels happy when he understands the dogs.



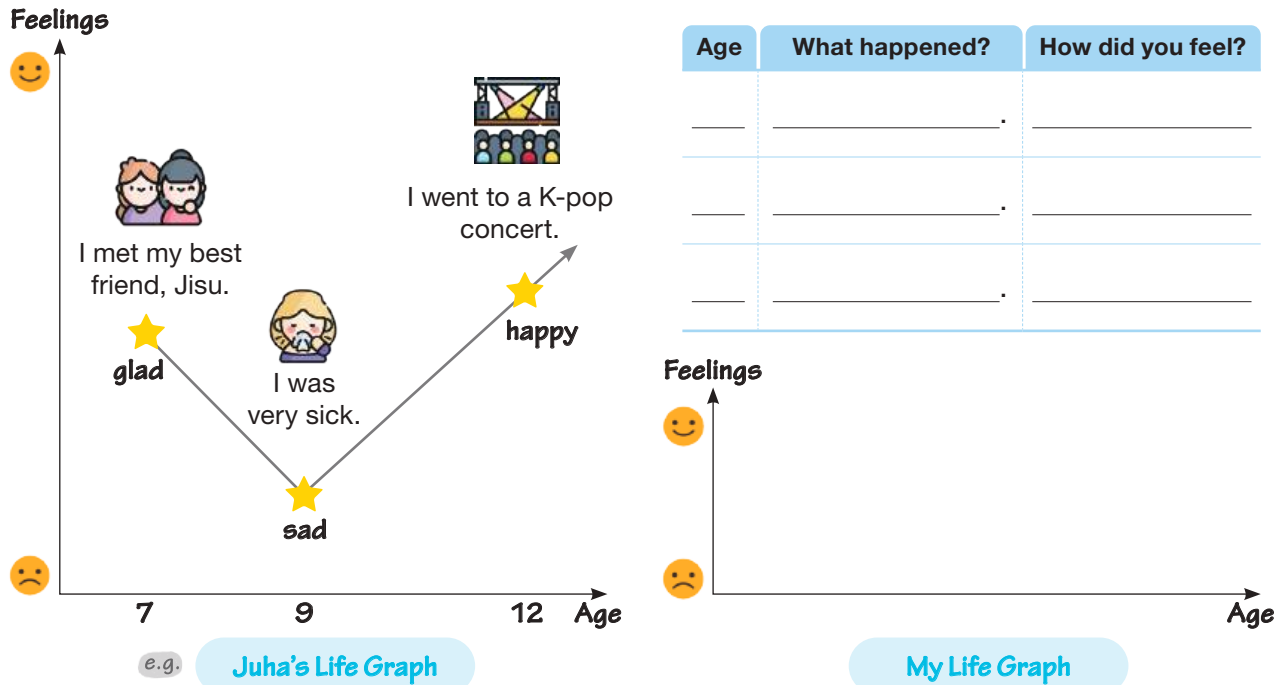
Let's Use It 주어진 표현을 바르게 배열하여 문장을 완성해 봅시다.

- 1 I listen to music _____. (when / sad / am / I)
- 2 Please close the door _____. (leave / when / you)
- 3 Luke feels happy _____. (he / when / games / plays)
- 4 Ava didn't like math _____. (was / she / when / little)

Topic 4

Big Events in My Life

STEP 1 주하의 인생 그래프를 보고, 자신의 인생에서 중요했던 사건 세 가지를 쓴 후 인생 그래프를 그려 봅시다.



STEP 2 STEP 1에서 정리한 내용을 활용하여 글을 써 봅시다.

This is my life graph. It shows big events in my life.

When I was _____, _____. I was _____.

_____. When I was _____, _____.

I was _____. When I was _____, _____.


_____. I was _____.

What will happen next? I don't know, but I'm excited for the future!

Writing Tip
문장의 맨 앞에 접속사
when을 사용해 두 개의
절을 연결할 때는 첫 번째
절의 끝에 심표를 찍어요.

Self-Check

- 자신의 인생에서 중요했던 사건에 관해 잘 작성했나요?
- 과거에 있었던 일을 나타내는 시제를 활용하여 작성했나요?



Lesson Review



A 대화를 듣고, 다음 글의 밑줄 친 부분을 대화 내용과 일치하도록 고쳐 써 봅시다.



Lily is interested in playing the piano.
She wants to be a pianist. Henry also loves
music. He wants to be a guitarist. They can
play in a band together someday.



B 다음을 읽고 주어진 문장이 들어갈 적절한 곳을 골라 봅시다.

It translates dog sounds into human language.

Jimin was a dog lover and had three dogs. He is a teacher now. But he doesn't teach children. (**a**) He teaches dogs! (**b**) He takes care of them and teaches manners to them. (**c**) When he talks with the dogs, he uses a special application. (**d**) He feels happy when he understands the dogs.

C 직업과 직업에 대한 설명을 알맞게 연결하고, 자신의 장래 희망에 관해 짝과 대화해 봅시다.

1 astronaut •

• **a** tell people about nice places

2 photographer •

• **b** travel and work in space

3 tour guide •

• **c** take pictures of great moments

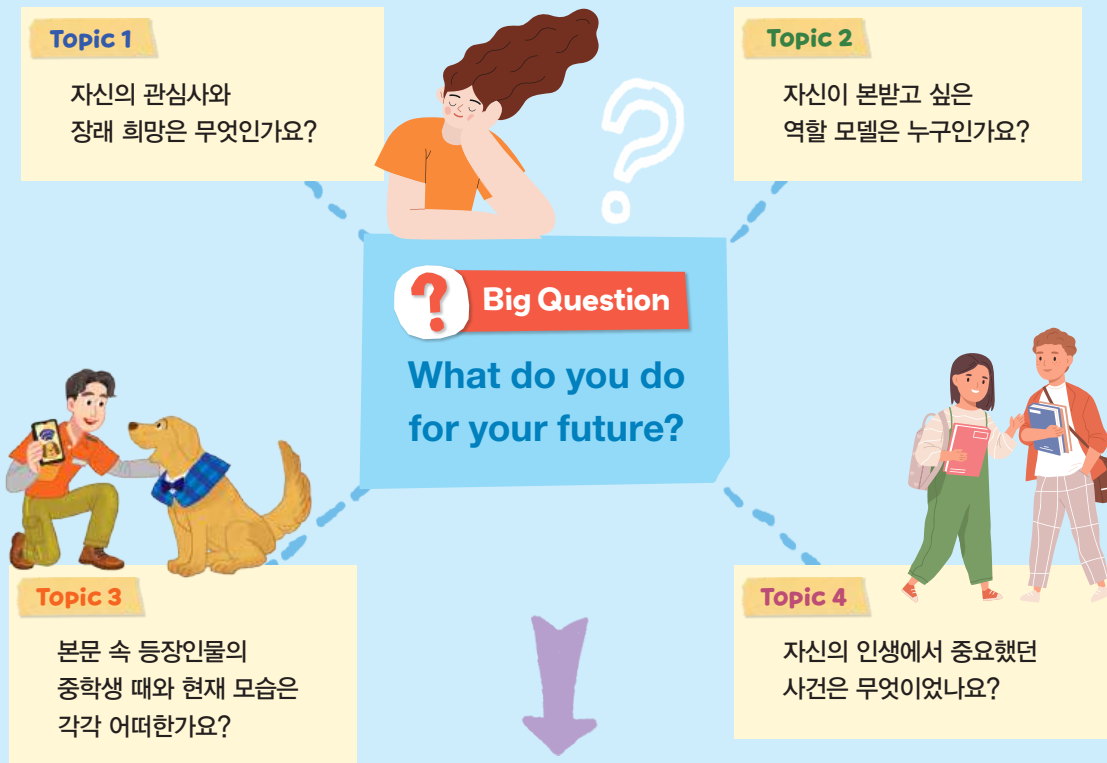
I want to be a(n)

I will _____.



**Answer to
the Big Question**

이번 단원에서 배운 내용을 생각해 보고, 아래 질문에 답해 봅시다.



Your Answer

Now I Can...

이번 단원의 내용을 얼마나 잘 학습했는지 스스로 평가해 봅시다.

1 자신의 관심사를 표현할 수 있다.	😊 😐 😞
2 장래 희망에 관해 묻고 답할 수 있다.	😊 😐 😞
3 인물의 관심사와 직업을 소개하는 글을 읽고 이해할 수 있다.	😊 😐 😞
4 자신에게 의미 있었던 사건들을 설명하는 글을 쓸 수 있다.	😊 😐 😞
5 친구들의 관심사와 장래 희망에 관해 듣고, 격려하는 태도를 보여 줄 수 있다.	😊 😐 😞