

Lesson
8

Dive into Stories



Big Question

What do you learn from stories?





Study Points

Functions

- 요청하기
Can you help me, please?
- 궁금증 표현하기
I'm curious about the story.

Reading

- The Story of a Perfect Girl

Forms

- How wonderful she was! /
What a good start!
- When she turned around, she
stepped on **something** slippery.

Before You Begin

그림 속에 묘사된 이야기 중 아는 것에 대해
말해 봅시다. 또한 자신은 어떤 이야기의 주인공이
되고 싶은지 이야기해 봅시다.

Topic 1

In the Library



Why do you go to the library?

Can you **★** ...
(, please)?

I'm curious
about (the)
★.

Useful Expressions

★
help
tell
show
explain

★
book
story
novel
movie



A Listen and Number

각 대화를 듣고, 두 사람이 누구인지 그림에서 찾아 대화 번호를 써 봅시다. 🎧

Listening Tip

- I'd like to check out this book.
- You'll like it.

B Look and Talk

아래 책에 대한 정보를 보고, 짝과 대화해 봅시다.



e.g.

A: What are you reading?

B: I'm reading the book *Eragon*.

A: Can you tell me about it?

B: It's a(n) *fantasy* novel. The story is about *dragons*.


A: It sounds interesting. I'm curious about it.

**C Listen Up**

1 대화를 듣고, 여학생이 직원에게 무엇을 도와달라고 요청하는지 골라 봅시다. 

a. choose a book

b. check out a book

2 대화를 다시 한번 듣고, 빈칸에 알맞은 말을 써 봅시다. 

I'm curious about

1) _____.



Book Title:

The Blue Planet







About:

animals in the

2) _____.

D Talk Together

인상 깊게 읽은 책의 제목과 내용을 빈칸에 쓰고, 짝과 대화해 봅시다.

Book Title	About
e.g.  <i>The Wizard of Oz</i>	adventures
	
	
	
	
	

e.g.

A: I'm trying to choose a book. Can you help me?

B: Of course. What about *The Wizard of Oz*?

A: Hmm... Can you tell me about it?

B: Sure. It's about *the adventures of a young girl*.

A: I'd like to read it. I'm curious about *adventures*.


B: You'll like it.

Topic 2

Lesson of the Story



두 학생이 책을 소개하고 있습니다. 동영상을 보고, 이야기의 교훈이 무엇인지 알아보시다.



STEP 1 다음 이야기들의 줄거리를 조사해 보고, 각 이야기의 교훈으로 적절한 것과 연결해 봅시다.
빈칸에는 자신이 좋아하는 이야기와 교훈을 적어 봅시다.

🔍 Search Keyword

the story of Inside Out



1



The Tortoise and the Hare

2



Inside Out

3



The Little Prince

On your own



a


Be curious,
like a child.


b

Emotions aren't
good or bad.

c

Never give up and
keep going.




STEP 2 STEP 1의 이야기 중 하나를 골라 아래 도표를 따라 그 이야기의 교훈에 관한 의견을 쓴 후, 짝과 대화해 봅시다. 

e.g.

Story: Inside Out

Do you like the lesson of the story?


 Yes

No

Why?

I learned that all emotions are important.

Story:

Do you like the lesson of the story?

Yes

No

Why?

- e.g. A: Which story did you choose?
 B: I chose *Inside Out*.
 A: Can you explain the lesson of the story to me?
 B: Sure. The lesson is that *emotions aren't good or bad*.
 A: Do you like the lesson? I'm curious about your opinion.
 B: *Yes*, I *like* it. *I learned that all emotions are important*.



Presentation Time!

STEP 2에서 선택한 이야기와 교훈에 관한 자신의 의견을 친구들에게 이야기해 봅시다. 


I'll tell you about *Inside Out*. Its lesson is that *emotions aren't good or bad*. I *like* the lesson. *I learned that all emotions are important*.



Speaking Tip
 의견을 말할 때는 의견에 대한 근거를 들어가며 이야기하는 것이 좋아요.

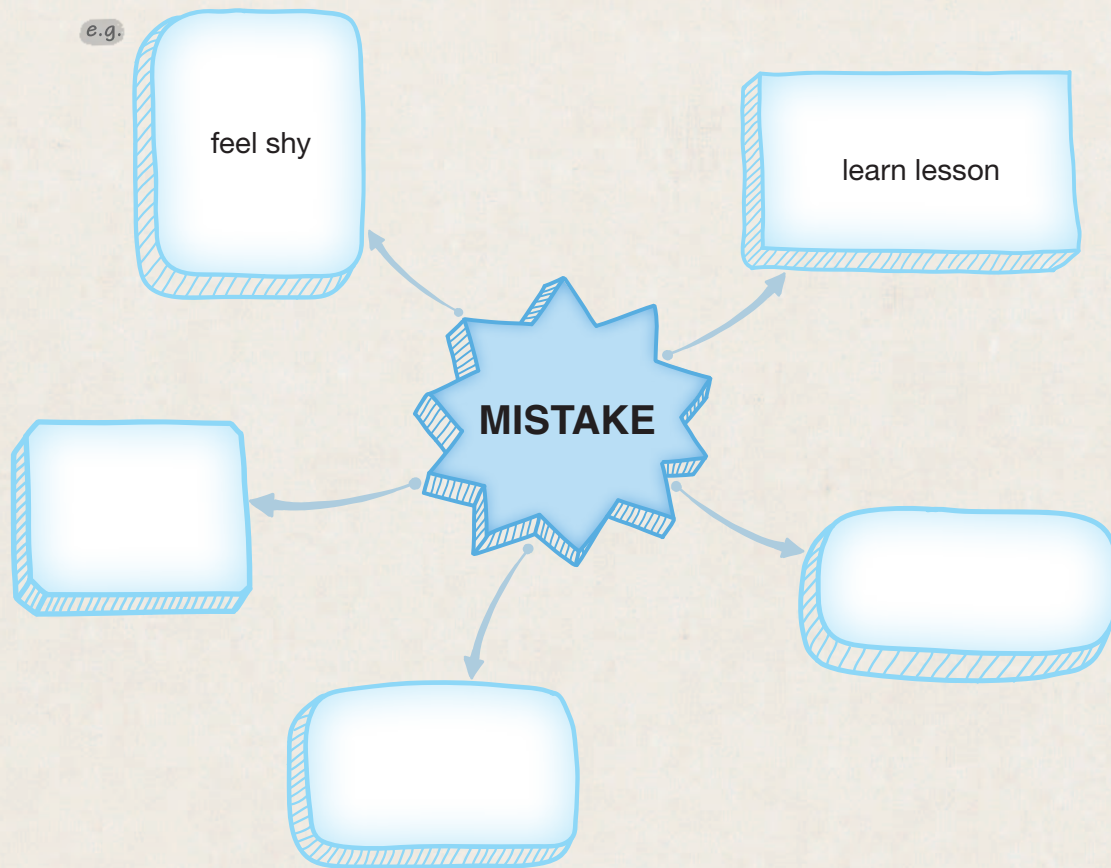
Self-Check

- 어떤 대상에 대해 정보를 요청하고 궁금증을 표현할 수 있나요?
- 이야기와 교훈에 관한 자신의 의견을 근거를 들어 이야기했나요?



Before You Read

A ‘실수’는 어떤 생각을 들게 하나요? 실수를 생각하면 떠오르는 말을 쓰고, 짝과 이야기해 봅시다.



B 밑줄 친 표현의 뜻에 유의하여 본문의 주인공과 관련된 문장을 읽고, 본문 내용을 추측해 봅시다.

1

People called her
“Perfect Girl.”

2

She put exactly the same
amount of peanut butter
on each piece of bread.

3

She began to feel
nervous after she almost
made a mistake.

4

Suddenly, she began
to laugh loudly.





The Story of a Perfect Girl

For Beatrice, Friday began like any other day. She wore the same white socks on both of her feet. Then she made a sandwich. She put exactly the same amount of peanut butter on each piece of bread.

- 5 On her way to school, her neighbor said, “Good morning, Perfect Girl.” People called Beatrice “Perfect Girl” because she never made mistakes. “Are you ready for tonight’s talent show?” her neighbor asked. Beatrice just smiled. She was a juggling champion.
- 10 She won the talent show every year.
How wonderful she was!



Q1 Why did people call Beatrice “Perfect Girl”?

amount neighbor call mistake champion

At school, Beatrice had a cooking class. To make a cake, she carefully took some eggs out of the refrigerator. When she turned around, she stepped on something slippery. She was about to fall! But she didn't. "That was close!" she thought. She almost made a
5 mistake. Because of this, she began to feel nervous.



Q2 What happened to Beatrice after she took out some eggs?

refrigerator step slippery close nervous

It was time for the talent show. The school gym was full of people. They said, “Look! That’s Perfect Girl!” Beatrice had butterflies in her stomach. “Will I mess up? I’m worried,” she thought.



5 Beatrice threw an egg into the air. Next, she added a salt shaker. Finally, she added a water balloon. What a good start! But then she felt something strange... Uh-oh! Beatrice’s nose started to itch. The salt shaker was full of... pepper! “ACHOO!” Beatrice missed the water balloon, and it fell to the floor. Then... OOPS!

10 The egg broke on top of her head.



❧ What does “Beatrice had butterflies in her stomach.” mean? Guess.

❧ What was the salt shaker full of?

stomach mess up balloon itch pepper

For the first time ever, Beatrice made a mistake. What a surprise! She thought, “What should I do? Cry? Run off the stage?” Suddenly, she began to laugh loudly. The people looked at each other. Then everyone started to laugh together.



Q5 Why did Beatrice laugh after she made a mistake? Guess.

run off stage suddenly laugh loudly

That night, Beatrice had
a deep sleep. The next morning,
she woke up with a smile. She
put a white sock on her left
5 foot... and a green sock on
her right foot!



Now, people no longer call her “Perfect
Girl.” They just call her Beatrice.



* 출처: Mark Pett and Gary Rubinstein, *The Girl Who Never Made Mistakes*

Q6 How did Beatrice change after her mistake?

deep wake up no longer

Link to the **Big Question** ?

What did you learn from this story?

After You Read

A 본문을 읽은 학생들이 게시판에 남긴 의견을 읽고, 이야기의 교훈을 잘못 이해한 사람을 골라 봅시다.

a	mc0724 Dec. 1	Everyone can make mistakes sometimes.
b	chris12 Dec. 1	We should be perfect at all times.
c	abc1010 Dec. 3	I will not be afraid to make mistakes.
d	s2love Dec. 4	Making a mistake is not a big problem.

B 본문 내용과 일치하도록 빈칸에 알맞은 말을 골라 써 봅시다.

People called Beatrice "Perfect Girl" because she never made **1** _____. She was a juggling champion. She won the **2** _____ every year.

In a cooking class, she stepped on something **3** _____. She almost fell and began to feel nervous.

Instead of crying or running off the stage, she just **5** _____ with everyone. That night, she had a **6** _____ sleep. After that day, people just called her Beatrice.

At the talent show, she made a mistake. The salt shaker was full of **4** _____. Her nose itched, and she didn't catch the water balloon or the egg.

mistakes deep pepper talent show slippery laughed

Make Connections

C 과거에 실수했던 경험을 떠올려 보고 질문에 대한 답을 쓴 후에 짝과 이야기해 봅시다.



What mistake did you make?

e.g.

I made a mistake **in my** art class. I **dropped some red** paint on **my blue** sky. But after I mixed the colors together, the sky looked beautiful! I learned something important. **Mistakes are not** always bad.



What did you learn from it?



Culture Focus

Stories around the World

다음 이야기들이 세계 어느 지역의 이야기이고 어떤 교훈을 주는지 추측하여 연결해 봅시다.

1



Aladdin and the Magic Lamp

2



Journey to the West

3



The Ugly Duckling

a

중동에서 전해 오는 이야기입니다. 진정한 가치는 돈, 권력이 아니라 사랑, 우정이라는 점을 알려줍니다.

b

덴마크의 작가 안데르센이 쓴 동화입니다. 외모보다는 내면의 아름다움이 중요하다는 점을 배울 수 있습니다.

c

중국의 장편 소설입니다. 어려운 상황에서도 용기를 내고 협동하면 어려움을 극복할 수 있다는 교훈을 줍니다.

Language Focus

감탄문은 감정을 표현하는 문장으로 what이나 how를 써서 나타내고,
something+형용사는 '~한 것'의 뜻으로 something을 형용사가 뒤에서 꾸며줘요.


A How wonderful she was! / What a good start!



Let's Use It 다음 문장을 감탄문으로 바꿔 써 봅시다.

- 1 They are very cute cats. → What _____ !
- 2 He was a very kind boy. → What _____ !
- 3 The buildings are very tall. → How _____ !
- 4 She runs very fast. → How _____ !

B When she turned around, she stepped on something slippery.



Let's Use It something과 주어진 단어를 활용하여 문장을 완성해 봅시다.

- 1 Sophia is bored. She wants to do _____.
- 2 The weather is hot. We should drink _____.
- 3 You can't carry this bag. It has _____ in it.
- 4 I'm so hungry. I will make _____ for lunch.

delicious
cold
heavy
fun

Topic 4

My Book Report

STEP 1 주어진 예시를 보고, 자신이 인상 깊게 읽은 책에 관해 써 봅시다.

<p>e.g.</p> <ul style="list-style-type: none"> • Title: <i>Charlie and the Chocolate Factory</i> • Writer: Roald Dahl • I chose this book because: I wanted to read something exciting • The story is about: Charlie's adventure in a magical chocolate factory • My favorite part was: when Charlie found the golden ticket • I think the book is: fantastic 	 <ul style="list-style-type: none"> • Title: _____ • Writer: _____ • I chose this book because: _____ • The story is about: _____ • My favorite part was: _____ • I think the book is: _____ <div style="border: 1px solid black; border-radius: 10px; padding: 5px; margin-top: 10px;">  Ideas wonderful / unique / nice / surprising / amazing / great </div>
---	---

STEP 2 STEP 1에서 정리한 내용을 활용하여 독후감을 써 봅시다.

Book Report


I read _____.

The writer of this book is _____. I chose it because _____.

The story is about _____.

My favorite part was _____.

What a(n) _____ book it is!



Writing Tip

책에서 가장 좋았던 부분을 소개하면 흥미로운 독후감이 돼요.

Self-Check

- 책에 대한 자신의 감상이 잘 드러났나요?
- 책에서 가장 좋았던 부분을 포함하여 작성했나요?



Our Life Lesson Book

교훈을 얻었던 과거의 경험을 소개하는 소책자를 만들어 봅시다.

STEP 1 Think and Choose

모둠원과 함께 아래 교훈 중 가장 공감이 되는 것을 한 가지 골라 봅시다.



STEP 2 Write

STEP 1에서 선택한 교훈을 얻었던 자신의 경험을 써 봅시다.

Life Lesson: _____
e.g. Follow your heart.

What happened?

e.g. I was not good at painting. But painting made me happy, so I kept trying. Now many people like my paintings.

How did you feel?

e.g. I was worried at first. Now I'm very proud of myself.

STEP 3 Create

STEP 2에서 정리한 모듬원의 이야기를 모두 모아 하나의 교훈에 대한 소책자를 만들어 봅시다.

e.g.



STEP 4 Share and Comment

각 모듬의 소책자를 함께 읽어 본 후에, 친구들을 응원하는 말을 써 봅시다.

모듬명	소책자 제목	응원하는 말
e.g. Little Stars	Follow Your Heart	You never gave up. How amazing you are!

Group-Check

- 교훈을 전달할 수 있는 이야기를 담은 책자를 만들었나요?
- 모듬원의 이야기를 모두 포함하여 책자를 완성했나요?



Lesson Review



- A** L W 대화를 듣고, 대화 내용과 일치하도록 빈칸을 채워 봅시다.



- **Genre:** ¹ _____ novel
- **Story:** The scientist travels to a ² _____.

- B** R 본문의 흐름에 맞게 빈칸 안에 번호를 써서 다음 문장을 시간 순서대로 배열해 봅시다.

- ☐ Beatrice made her first mistake at the talent show.
- ☐ Beatrice never made mistakes, so people called her “Perfect Girl.”
- ☐ After that day, people no longer called Beatrice “Perfect Girl.”
- ☐ But Beatrice just laughed after she made her mistake.
- ☐ In a cooking class, Beatrice almost made a mistake when she stepped on something slippery.

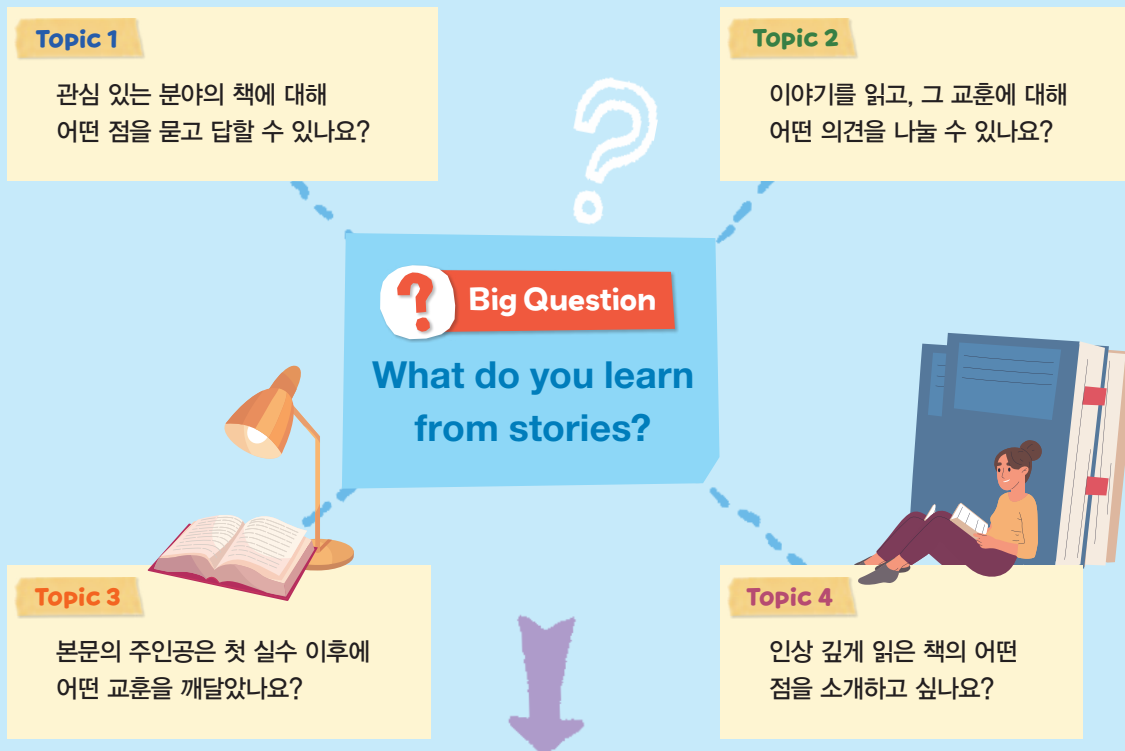
- C** V W 빈칸에 알맞은 단어를 써서 문장을 완성해 봅시다.

- 1 She put the cake in the _____.
- 2 A new _____ moved in next door.
- 3 He always gets _____ before exams.
- 4 After I ate a peanut, my skin started to _____.

itch nervous neighbor refrigerator

Answer to the Big Question

이번 단원에서 배운 내용을 생각해 보고, 아래 질문에 답해 봅시다.



Your Answer



Now I Can...

이번 단원의 내용을 얼마나 잘 학습했는지 스스로 평가해 봅시다.

1 상대방에게 요청하는 말을 할 수 있다.	😊 😐 😞
2 어떤 대상에 대한 궁금증을 표현할 수 있다.	😊 😐 😞
3 실수를 통해 달라진 소녀의 이야기를 읽고 교훈을 파악할 수 있다.	😊 😐 😞
4 자신이 읽은 책의 내용과 감상을 소개하는 글을 쓸 수 있다.	😊 😐 😞
5 글을 읽고 인물의 감정을 파악할 수 있다.	😊 😐 😞