

Lesson

1

Together with Friends

Big Question

How can we build friendships?





Study Points

Functions

• 계획 묻고 답하기

A: **What are you planning to do** this Saturday?

B: **I'm planning to** go to the museum.

• 약속 정하기

What time should we meet?

Reading

• What Kind of Friend Are You?

Forms

- Three students will **tell you their stories.**
- I want to be a friend **who** gives honest advice.

Before You Begin

친구와 함께여서 즐거웠던 추억을 떠올려 보고, 그에 대해 이야기해 봅시다.

Topic 1 Weekend Plans with Friends

How do you plan your schedule?

- 1 go to the museum with Emma at
- ☐ 10:00 a.m.
- ☐ 11:00 a.m.

- 2 meet Teo at 1:00 p.m. and
- ☐ borrow a book
- ☐ return a book

- 3 meet Somi at the bus stop at
- ☐ 2:00 p.m.
- ☐ 3:00 p.m.

Useful Expressions

- ★ ride my bike
- play baseball
- watch a movie
- go to the museum
- take a guitar lesson

What are you planning to do?

I'm planning to ★.

What time should we meet?

A Listen and Check

각 대화를 듣고, 그림 속 학생들의 계획과 일치하는 것에 표시해 봅시다. 🎧

B Look and Talk

아래 학생의 계획을 보고, 각 학생이 되어 짝과 대화해 봅시다.

Listening Tip

- What are you planning to do this Saturday?
- Let's go to the library.

예시

A: What are you planning to do?
 B: I'm planning to **play baseball**.
 Do you want to come with me?
 A: Sure. What time should we meet?
 B: Let's meet at **10:00 a.m.**

play baseball / 10:00 a.m.

take a guitar lesson / 4:00 p.m.

ride my bike / 1:00 p.m.

C Listen Up




1 대화를 듣고, 두 사람이 내일 오전 9시에 만날 장소로 알맞은 것을 골라 봅시다. 

- a. park b. camping site c. Yuna's house

2 대화를 다시 한번 듣고, Yuna의 일정표 속 빈칸에 알맞은 말을 써 봅시다. 

PLANS FOR TOMORROW

- Go camping
 - Have a barbecue
 - 1) _____
 - Look at the 2) _____



D Talk Together

아래 휴대 전화 화면에 자신의 주말 계획을 쓴 후, 짝과 약속을 정하는 대화를 해 봅시다.

Weekend Plans

Saturday

Watch a movie	3:00 p.m.
Silver Cinemas	

Sunday

Take a cooking class	1:00 p.m.
Kim's Cooking School	

Day: _____ On your own

Plan: _____ Time: _____

Place: _____

예시

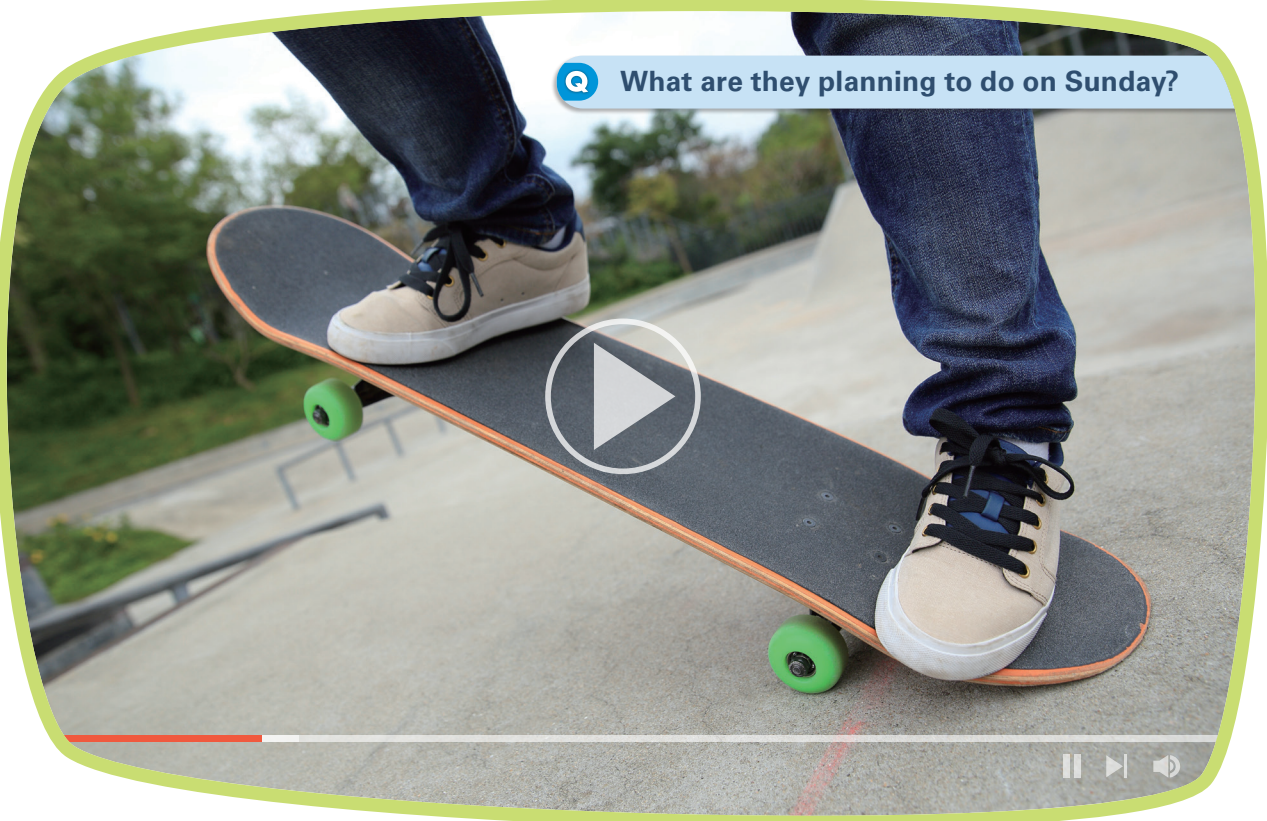
- A: What are you planning to do this weekend?
- B: I'm planning to **watch a movie** this **Saturday**. How about you?
- A: I don't have any plans yet.
- B: Then why don't we **watch a movie** together?
- A: Great! What time should we meet?
- B: Let's meet at **3:00 p.m.** at **Silver Cinemas**.
- A: Okay. See you then.

Topic 2

Sharing Hobbies



두 학생이 취미에 관해 대화하고 있습니다. 동영상을 보고, 두 학생이 일요일에 무엇을 하기로 했는지 알아봅시다.



STEP 1 이번 주말에 하고 싶은 활동을 다음 중에서 고르거나 붙임딱지를 골라 붙여 봅시다.

활동 보조 자료!

☐


learn to dance


☐


draw cartoons

☐


play a board game

On your own

STEP 2 STEP 1에서 각자 선택한 활동을 모둠원과 공유하고, 그중 마음에 드는 활동을 하나 정해 봅시다. 그 활동을 함께할 모둠원과 이야기하며 주말 계획을 작성해 봅시다. 

- 예시 A: Minhee, what are you planning to do this Saturday?
 B: I'm planning to learn to dance.
 A: That sounds interesting. Can I join you?
 B: Sure! Can you meet me at the community center?
 A: Yes. What time should we meet?
 B: Let's meet at 10:00 a.m.

예시

Minhee	learn to dance	<input checked="" type="checkbox"/>
--------	----------------	-------------------------------------

↓

• My plan with Minhee:
 learn to dance
 - Day/Time: Saturday / 10:00 a.m.
 - Place: the community center

	<input type="checkbox"/>
	<input type="checkbox"/>
	<input type="checkbox"/>

↓

• My plan with _____ :

 - Day/Time: _____
 - Place: _____

**Presentation Time!**

STEP 2에서 작성한 주말 계획을 친구들에게 이야기해 봅시다. 



Minhee is planning to learn to dance.
 I'm interested, too, so I will join her.
 We will meet at 10:00 a.m. at the community center this Saturday.

Speaking Tip

약속에 관해 말할 때는
 만나기로 한 시간과 장소를
 포함해서 말해요.

Self-Check

- 주말 계획에 대해 묻고 답할 수 있나요?
- 약속한 시간과 장소를 포함하여 이야기했나요?



Before You Read

A 어떤 친구가 좋은 친구라고 생각하는지 표시하고, 자신이 생각하는 좋은 친구에 대해 써 봅시다.



A good friend ...

- ☐ never lies.
- ☐ tells funny jokes.
- ☐ is a good listener.
- ☐ has a positive mind.
- ☐ spends time with me.
- ☐ _____


★ Reading Tip

글의 주제에 대한 자신의 생각을 정리하며
읽으면 글을 더 잘 이해할 수 있어요.

B 각 사진에 알맞은 표현을 찾아 연결해 봅시다.



• (a) cheer up



• (b) make friends



• (c) win first prize



• (d) have a hard time



What Kind of Friend Are You?

A new school year started! You can make new friends and be a good friend to others, too. What kind of friend do you want to be? Three students will tell
5 you their stories.



Bora



I want to be someone who is happy about my friends' good news. Minji and I are both interested in art. When she won first prize in the school's art competition, I felt jealous. I couldn't congratulate
10 her at first. But I knew she worked really hard. Finally, I congratulated her, and she was happy about it.



Q1 What are Bora and Minji both interested in?

make friends prize competition jealous congratulate at first



Kangmin



I want to be a friend who gives honest advice. One of my friends was always late. People had to wait for him, and it made everyone upset. So, I decided to talk to him.

- 5 “Can you please be on time?” I said.
 “We want to fully enjoy our time together.”
 Talking to my friend about this problem was not easy. But thankfully, he understood. Now he is always on time!



Q2 After Kangmin gave his friend advice, how did his friend change?

honest advice upset decide on time fully

I try to cheer up my friends when they are having a hard time. One day, Jisu posted, "It was a hard day," on her social media. I wanted to do something to make her
5 happy. So, I bought her chocolate cookies, her favorite snack. Then we watched a movie that had a funny story and took pictures together at a photo booth. We had a great time, and she said she felt better.

Siyeon



Q3 What did Siyeon want to do when she saw Jisu's post?

Q4 What did Siyeon buy for Jisu?

cheer up have a hard time social media booth

Link to the **Big Question ?**




How can you be a good friend?

After You Read

A 본문 내용과 일치하지 않는 문장을 모두 골라 봅시다.

- Ⓐ Bora won first prize in the school's art competition.
- Ⓑ Kangmin wanted to fully enjoy his time with his friend.
- Ⓒ Siyeon made some chocolate cookies for Jisu.
- Ⓓ Siyeon and Jisu watched a movie together.

B 본문 내용과 일치하도록 빈칸에 알맞은 말을 골라 써 봅시다.

Bora	Kangmin	Siyeon
 <p>I want to be someone who is ¹ _____ about my friends' good news.</p>	 <p>I want to be a friend who gives honest ³ _____.</p>	 <p>I try to ⁵ _____ my friends when they are having a hard time.</p>
<p>I felt jealous about my friend's good news at first. But later, I ² _____ her.</p>	<p>My friend was always late, so I talked to him about this problem. Now he is always ⁴ _____.</p>	<p>I wanted to make my friend happy. We did many things ⁶ _____, and she felt better.</p>
<p>happy on time together cheer up congratulated advice</p>		

Make Connections

C 자신이 어떤 친구가 되고 싶은지와 그렇게 생각하는 이유를 쓴 후, 짝과 이야기해 봅시다.

I want to be a friend who ...

Reason:

예시

I want to be a friend who tells funny jokes. That's because I really like it when my friends laugh. It makes me happy.



Culture Focus

Movies About Friendship Around the World

우정을 다룬 여러 나라의 영화에 관해 알아보시다.



The Intouchables

사고로 전신이 마비된 백만장자 필립과 그의 간병인 드리스가 서로의 삶을 변화시키며 진정한 우정을 쌓아 가는 이야기를 다룬 프랑스 영화입니다.



Toy Story

앤디가 가장 아끼는 장난감인 우디와 새로 등장한 장난감 버스가 처음에는 서로 경쟁하다가 모험을 통해 진정한 친구가 되어 가는 내용의 미국 영화입니다.



우리들

외톨이로 지내던 선과 전 학생 지아가 서로의 비밀을 나누며 단짝이 되었다가 갈등을 겪은 뒤 다시 우정을 회복해 가는 과정을 담은 한국 영화입니다.



A Three students will tell you their stories. p.17



수여동사는 '~에게 ...을 (해)주다'라는 뜻으로 두 개의 목적어가 필요해요.

주어	수여동사	간접목적어 (~에게)	직접목적어 (...을)
----	------	-------------	--------------

We **told him** a lie.

그에게 거짓말을

I'll go out and **show people**

사람들에게

my nice hair!


나의 멋진 머리를

Let's Use It 주어진 표현을 바르게 배열하여 문장을 완성해 봅시다.

- Alex will _____. (bring / a cup of tea / you)
- Mia _____ about my hobby. (a question / me / asked)
- Mr. Jones _____ at the school. (students / teaches / math)
- I _____ on Parents' Day. (my mom / some flowers / gave)



B I want to be a friend who gives honest advice. p. 18



주격 관계대명사는 주어를 대신하면서 두 절을 이어 주는 역할을 해요.

This is the restaurant.

+

The restaurant was on the TV show!

↓

This is the restaurant **that** was on the TV show!

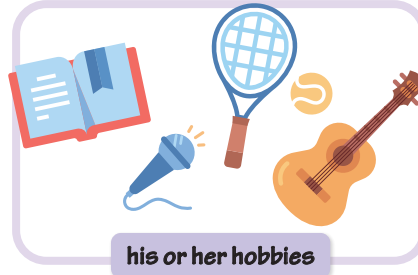
Let's Use It 괄호 안에서 적절한 말을 골라 문장을 완성해 봅시다.

- 1 She wants to buy a jacket (who / that) is blue.
- 2 The man is an actor (he / who) has a lot of fans.
- 3 I know a woman (who / which) travels around the world.
- 4 Dami found a diary (which / it) looked very old under the bed.

Topic 4

About My Friend

STEP 1 친구에 대해 소개할 때 어떤 것들을 이야기할 수 있을지 생각해 봅시다.



STEP 2 STEP 1에서 떠올린 것들과 주어진 내용을 바탕으로 다음 질문에 답해 봅시다.

예시

• What is your friend's name?

Hajin

• How did you meet your friend?

We went to the same elementary school.

• What kind of friend is he?

He is a friend who is very cheerful.

• Why do you like your friend?

I like him because he tells me funny stories.

• What is your friend's name?

• How did you meet your friend?

• What kind of friend is he/she?

He/She is a friend who _____.

• Why do you like your friend?

I like him/her because he/she _____.



Ideas

kind / caring / thoughtful /
creative / funny / active

STEP 3 STEP 2에서 정리한 내용을 활용하여 친구를 소개하는 글을 써 봅시다.

예시

I'll tell you about my friend. His name is Hajin.
We went to the same elementary school. He is a friend
who is very cheerful. I like him because he tells me
funny stories. Spending time with him makes me happy.
I think I am lucky to have a friend like him.



I'll tell you about my friend. His/Her name is _____.

He/She is a friend who _____.

I like him/her because he/she _____.

Spending time with him/her makes me happy. I think I am lucky to have a friend
like him/her.

Writing Tip

소개하는 글을 쓸 때는 소개하는
대상의 특징이 잘 드러나도록 설명
하는 것이 좋아요.

Self-Check

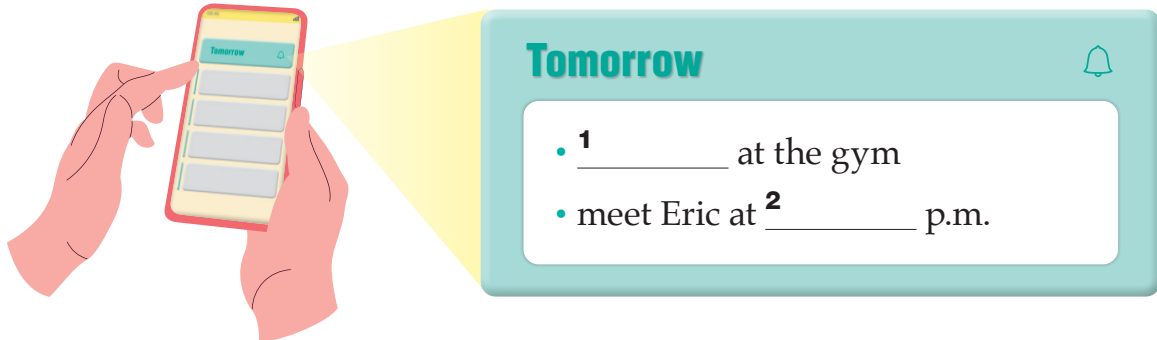
- 친구가 어떤 사람인지 구체적으로 묘사했나요?
- 친구를 좋아하는 이유를 포함하여 작성했나요?



Lesson Review



- A** 대화 듣고, 대화 내용과 일치하도록 Eunji의 일정표 속 빈칸을 채워 봅시다. 🎧



Tomorrow

- ¹ _____ at the gym
- meet Eric at ² _____ p.m.

- B** 다음을 읽고, 주어진 표현을 바르게 배열하여 문장을 완성해 봅시다.

I want to be someone _____.
Minji and I are both interested in art. When she won first prize in the school's art competition, I felt jealous. I couldn't congratulate her at first. But I knew she worked really hard. Finally, I congratulated her, and she was happy about it.

about is who happy good news my friends'

- C** 서로 어울리는 말을 연결하고, 자신이 생각하는 좋은 친구의 의미에 대해 짝과 대화해 봅시다.

1 gives me •

• (a) the same hobbies

2 cheers me up •

• (b) when I'm sad

3 shares •

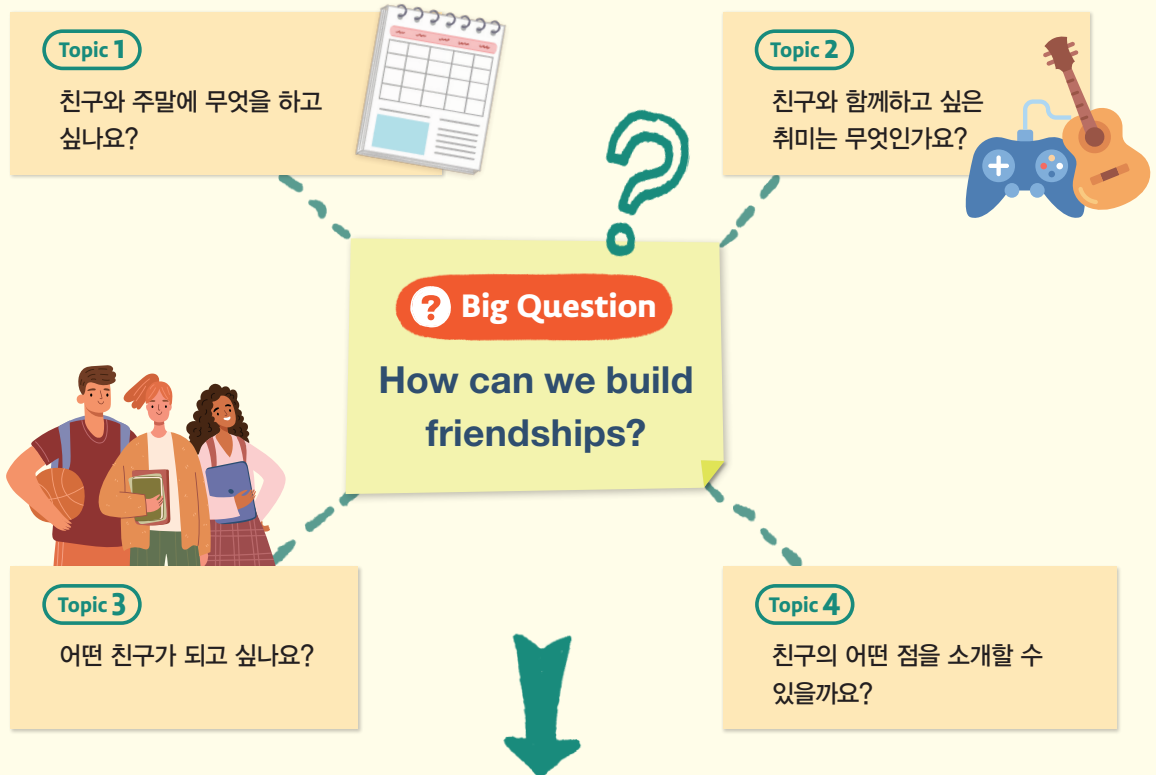
• (c) honest advice

I think a good friend _____.



Answer to the Big Question

이번 단원에서 배운 내용을 생각해 보고, 아래 질문에 답해 봅시다.



Your Answer

Now I Can ...

이번 단원의 내용을 얼마나 잘 학습했는지 스스로 평가해 봅시다.

1 계획에 관해 묻고 답할 수 있다.	😊 😐 😞
2 약속을 정할 때 만날 시간을 묻고 답할 수 있다.	😊 😐 😞
3 어떤 친구가 되고 싶은지 설명하는 글을 읽고 이해할 수 있다.	😊 😐 😞
4 자신의 친구를 소개하는 글을 쓸 수 있다.	😊 😐 😞
5 친구의 의견을 존중하는 태도로 들을 수 있다.	😊 😐 😞