

Lesson

2

The Joy of Helping



Big Question

What can you do for others?





Study Points

Functions

- 도움 제안하기

Can I help you?

- 감사 표현하고 답하기

A: **Thank you** for helping me.

B: **You're welcome.**

Reading

- Warm Hearts for Our Community

Forms

- **Have** you ever **used** a digital kiosk before?
- Now all our neighbors feel **safer** **than** before!
- Even **the smallest** acts can make a big difference!

****Before You Begin****

그림 속 인물들이 다른 사람 또는 지역 사회를 위해 어떤 행동을 하고 있는지 이야기해 봅시다.

Topic

1

Helping My Neighbors



Who needs help?

Useful Expressions

Can I help you?

Thank you for ★ .

You're welcome.

★
joining us
helping me
lending a hand
carrying the box
showing me the way



A Listen and Number

각 대화를 듣고, 두 사람이 누구인지 그림에서 찾아 대화 번호를 써 봅시다.

★ Listening Tip

- Those boxes look heavy.
- That's a good idea!

B Look and Talk

위 그림 속 도움이 필요한 상황과 받은 도움에 감사를 표현하는 내용을 읽고, 짝과 대화해 봅시다.

| Situation | Thank you for ... |
|-------------------------------|----------------------------|
| I need to find a bank. | showing me the way |
| I'm carrying too many things. | lending a hand |
| My laptop isn't working. | taking the time to help me |

예시

A: Can I help you?

B: Yes, please. I need to find a bank.


A: No problem. I can help you.

B: Thank you for showing me the way.

A: You're welcome.

C Listen Up



1 대화를 듣고, Ben이 Soye가 무엇을 하는 것을 도와주었는지 골라 봅시다. 

a. draw a poster

b. put up a poster

2 대화를 다시 한번 듣고, 포스터의 빈칸을 채워 봅시다. 



Join the Community Cleanup

What?

- Sweep the streets
- 1) _____

Why?

- To make our neighborhood 2) _____



D Talk Together

참여하고 싶은 지역 봉사 활동 프로그램과 내용을 쓴 후, 짝과 활동을 신청하는 대화를 해 봅시다.

← → ↻
★

Community Volunteer Program

예시

Volunteering at the local library

↳
Activity:

clean the bookshelves

On your own

↳
Activity:

예시

A: Can I help you?

B: Yes. I want to join the community volunteer program.

A: That's great! What program do you want to join?

B: I'm interested in **volunteering at the local library**.

A: Okay. Then you can **clean the bookshelves**. Thank you for joining us!

B: You're welcome.

Topic 2

My Volunteering Plan



남학생이 봉사 활동에 관해 안내를 받고 있습니다. 동영상을 보고, 남학생이 어떤 봉사 활동을 하게 될지 알아봅시다.



STEP 1 자신의 관심사와 관련된 봉사 활동을 떠올려 보고, 그 봉사 활동에 관해 써 봅시다.

예시

My interest: Baking




- **Volunteer work**
volunteering in my community
- **Activities**
 - bake bread
 - share it with people in need

My interest: _____



- **Volunteer work**

- **Activities**
 - _____
 - _____

STEP 2 STEP 1에서 쓴 활동을 할 수 있는 지역 봉사 활동을 조사하여 계획표를 작성한 후, 모둠원과 이야기해 봅시다. 

🔍 Search Keyword

volunteer work near me



예시

Eunji's Volunteering Plan

When:

every Saturday

Where:

the community kitchen

What:

- bake bread
- share it with people in need

_____'s Volunteering Plan

When:

Where:

What:

- _____

- _____

예시

A: Can you tell me about your volunteering plan?

B: I plan to volunteer at **the community kitchen every Saturday**.

A: What will you do there?

B: I will **bake bread** and **share it with people in need** because I'm interested in **baking**.

A: That sounds wonderful! Thank you for sharing your plan.



Presentation Time!

STEP 2에서 작성한 봉사 활동 계획을 친구들에게 소개해 봅시다. 

Because I am interested in **baking**,
I plan to volunteer at **the community kitchen every Saturday**. I will **bake bread** and **share it with people in need**.
Thank you for listening!



☆☆ Speaking Tip

계획을 말할 때는 언제
어디서 무엇을 할지 등을
구체적으로 설명하는 것이
좋아요.

Self-Check

- 봉사 활동 정보는 믿을 수 있는 출처에서 조사했나요?
- 자신의 관심사와 관련된 봉사 활동 계획을 구체적으로 소개했나요?



Before You Read

A 아래 그림 속 문제 상황과 관련하여 어떤 활동을 할 수 있을지 짝과 이야기해 봅시다.



예시

We can plan a campaign to reduce food waste.

Reading Tip

글의 제목과 그림을 보면 글의 내용을
예측할 수 있어요.

B 각 사진과 문장을 보고 밑줄 친 단어의 의미를 추측해 봅시다.

1



Our teacher will announce the test scores tomorrow.

2



The cook filled the student's tray with soup.

3



The players gather around their coach before each game.

4



The woman sat on the sofa and felt very comfortable.

Warm Hearts for Our Community



Hello, everyone! I'm Yuna, and I'm the leader of Warm Hearts, a club at our school. Our club has solved some problems in our school and our community over the past few years. I want to share our stories.

One day, our school principal announced, "Our students often take too much food and waste it at lunchtime. How can we reduce food waste?"

Q1 What problem did the principal talk about?

community solve principal announce reduce





The members of Warm Hearts gathered to solve this problem. We thought that adding lines to food trays would be helpful. Students could look
5 at the lines and take the right amount of food.

Our school principal liked this idea, so he changed the food trays in the cafeteria. It was a success! The new trays
10 reduced a large amount of food waste!

After we solved this problem at our school, we started to look for problems in our community. We found out that some roads around our school were
15 very dark at night. We all agreed that the roads needed more lights. With the help of a teacher, we put up lights with sensors around the neighborhood. Now all our neighbors feel safer than
20 before!

Q2 How did lines on food trays reduce food waste?

Q3 What problem did Warm Hearts find in the community?

gather tray success sensor

Have you ever used a digital kiosk before? You may think it's easy. But some people have trouble
5 using kiosks.

To help them, we volunteered as digital guides at the community center. We explained every step of
10 ordering: starting an order, choosing from the menu, and paying.

After the class, people said, "Now we feel more comfortable with kiosks. Thank you so much!" We felt very proud.



15 As you can see, your actions can make positive changes. Even the smallest acts can make a big difference!

Q4 What did Warm Hearts do at the community center?

volunteer explain order comfortable proud positive

Link to the **Big Question ?**

What small act can you do for your community?

After You Read

A Yuna의 말 중 본문 내용과 일치하지 않는 것을 찾아 고쳐 봅시다.

There were some problems in our school and community.



a Our students took too much food and wasted it.

c Some people had trouble using digital kiosks.

b Some roads around our school were too dirty.

B 본문 내용과 일치하도록 빈칸에 알맞은 말을 골라 써 봅시다.

Warm Hearts

What did the club members do?

They came up with an idea:
Adding ¹ _____ to food trays would be helpful.

They put up ³ _____ with sensors with the help of a teacher.

They volunteered as digital guides and explained every step of ⁵ _____ from kiosks.

How did their actions help?

Their school principal changed the food trays, and the new trays ² _____ the food waste.

Their neighbors felt ⁴ _____ than before.

People felt more ⁶ _____ with kiosks.

safer

lines

reduced

comfortable

lights

ordering

Make Connections

C 학교나 지역 사회에서 발견할 수 있는 문제점과 해결 방안을 생각해 보고, 그에 대해 이야기해 봅시다.

What is the problem?

What can you do?

예시


In our school, some students damage the books in the library. They fold the pages when they read them.

To solve the problem, I can make bookmarks and give them to students.



Culture Focus

Volunteer Work Around the World

다른 나라에서 할 수 있는 봉사 활동을 알아보고, 또 다른 봉사 활동을 조사해 봅시다. 



Indonesia

인도네시아의 아름다운 섬 발리에는 바다거북을 돌보는 봉사 활동이 있습니다. 바다거북에게 먹이를 주고, 거북이를 씻겨 주는 활동을 할 수 있습니다.



Portugal

포르투갈의 리스본에서는 일회용 플라스틱을 분리수거하여 스케이트보드나 테니스 라켓 같은 스포츠용품으로 업사이클링하는 봉사 활동을 할 수 있습니다.




Tanzania

아프리카 대륙에 있는 탄자니아에서는 벽돌을 쌓고 페인트칠을 하는 등의 봉사 활동을 할 수 있습니다. 보육 시설, 지역 학교를 짓고 보수하는 데 보탬이 되는 일입니다.



A Have you ever used a digital kiosk before? p. 37



현재완료는 「have/has + 과거분사」의 형태로 계속, 경험, 완료 등의 의미를 나타내요.

This letter **has been** here for a week. → (일주일 동안 계속) 있었다 <계속>

I've never **gotten** a love letter before! → 받아 본 적이 없다 <경험>

Let's Use It have 또는 has와 괄호 안의 단어를 활용하여 문장을 완성해 봅시다.




- 1 We _____ in the same house for 10 years. (live)
- 2 _____ you _____ Vietnam before? (visit)
- 3 Jackson _____ never _____ a bike before. (ride)
- 4 Anna _____ this movie three times already. (watch)



B

Now all our neighbors feel **safer** than before! p. 36

Even the **smallest** acts can make a big difference! p. 37



비교급은 '~보다 더 ...한', 최상급은 '가장 ~한'의 뜻을 나타내요.

| 원급 | 비교급 | 최상급 |
|----------|---------------|---------------|
| fast | faster | fastest |
| popular | more popular | most popular |
| exciting | more exciting | most exciting |
| good | better | best |

Let's Use It

다음 일기 예보를 보고 주어진 형용사를 활용하여 문장을 완성해 봅시다.

| | |
|----------|------|
| Seoul | 20°C |
| Shanghai | 25°C |
| Dubai | 30°C |

- Seoul is _____ Dubai. (cool)
- Shanghai is _____ Seoul. (warm)
- Dubai is _____ city of the three. (hot)
- Seoul is _____ city of the three. (cool)

Topic 4

My Volunteering Experience

STEP 1 인상 깊었던 봉사 활동 경험을 떠올려 봅시다.



STEP 2 STEP 1에서 떠올린 봉사 활동과 주어진 내용을 바탕으로 다음 질문에 답해 봅시다.

예시

- Where did you volunteer?
the local library
- What did you do?
I read English books to kids who were not good at English.
- What was the most meaningful moment?
seeing the smiles on the kids' faces
- How did you feel after volunteering?
I felt happier.
- Why did you feel like that?
I was able to help many kids.

- Where did you volunteer?
- What did you do?
- What was the most meaningful moment?
- How did you feel after volunteering?
I felt
- Why did you feel like that?



Ideas

a park / an animal shelter /
a local hospital / a nursing home

STEP 3 STEP 2에서 정리한 내용을 활용하여 봉사 활동 경험을 설명하는 글을 써 봅시다.

예시

My Volunteering Experience

Volunteering can be a great experience. I have volunteered at the local library before. I read English books to kids who were not good at English. The most meaningful moment for me was seeing the smiles on the kids' faces. After volunteering, I felt happier because I was able to help many kids.



My Volunteering Experience

Volunteering can be a great experience. I have volunteered at _____ before. _____ The most meaningful moment for me was _____. After volunteering, I felt _____ because _____.



Writing Tip

자신의 경험과 그 영향을 함께 설명하면 더 깊이 있는 글을 쓸 수 있어요.

Self-Check

- 인상 깊었던 봉사 활동 경험에 관해 구체적으로 작성했나요?
- 봉사 활동 경험을 통해 느낀 점이 잘 드러났나요?



Call for Volunteers



봉사 활동을 기획하고, 참여할 인원을 모집하는 포스터를 만들어 봅시다.

STEP 1 Think and Choose

다양한 봉사 활동을 생각해 보고, 모둠원과 함께하고 싶은 봉사 활동을 정해 봅시다.



STEP 2 Write

STEP 1에서 정한 봉사 활동을 구체적으로 계획해 봅시다.

| Event Name | Time | Place | Activities |
|-------------------------------|----------------------------|----------------------------|---|
| <div>예시</div> Beautiful Walls | 2:00-5:00 p.m. on May 4 | areas around the school | clean up old, dirty walls and paint them |
| | | | |
| | | | |

STEP 3 Create

STEP 2에서 작성한 내용을 바탕으로 참여할 인원을 모집하는 포스터를 만들어 봅시다.

예시



STEP 4 Share and Comment

각 모둠의 포스터를 보고, 참여하고 싶은 봉사 활동과 그 이유에 대해 써 봅시다.

| 활동 이름 | 활동 내용 | 참여하고 싶은 이유 |
|-----------------------|--|---|
| 예시 Beautiful Walls | clean up old, dirty walls and paint them | I want to make our area a nicer place for everyone. |
| | | |
| | | |

Group-Check

- 포스터에 봉사 활동을 알리는 데에 필요한 정보가 모두 포함되어 있나요?
- 봉사 활동을 기획하고 포스터를 만들 때 모둠원의 역할 분담이 잘 되었나요?



Lesson Review

L W

A

대화를 듣고, 대화 내용과 일치하도록 Jihun의 일기 속 빈칸을 채워 봅시다. 



Thursday, May 6



Today, I helped Ms. Lee, my homeroom teacher. She couldn't

1 _____ because her hands were full.

So I did it, and I also carried some 2 _____ for her. I was happy to help her.

R

B

다음을 읽고, 빈칸에 들어갈 말로 알맞은 것을 골라 봅시다.

After we solved this problem at our school, we started to look for problems in our community. We found out that some roads around our school were very dark at night. We all agreed that _____. With the help of a teacher, we put up lights with sensors around the neighborhood. Now all our neighbors feel safer than before!

- (a) we should not use the roads (b) we should walk together for safety
(c) the roads needed more lights (d) we needed to find more problems

G W

C

다음 밑줄 친 부분을 어법에 맞게 고쳐 써 봅시다.



I 1) volunteer at a museum since last year. My job is to greet visitors and give them maps. It was difficult at first, but now I am 2) good than before.

1) _____ 2) _____

Answer to the Big Question

이번 단원에서 배운 내용을 생각해 보고, 아래 질문에 답해 봅시다.



Your Answer

Now I Can ...

이번 단원의 내용을 얼마나 잘 학습했는지 스스로 평가해 봅시다.

| | |
|---|-------|
| 1 도움이 필요하지 물어보는 말을 할 수 있다. | ☺ ☹ ☹ |
| 2 고마움을 표현하고 답할 수 있다. | ☺ ☹ ☹ |
| 3 학생들이 학교와 지역 사회를 위해 한 활동이 일으킨 변화에 대한 글을 읽고 이해할 수 있다. | ☺ ☹ ☹ |
| 4 인상 깊었던 봉사 활동 경험을 소개하는 글을 쓸 수 있다. | ☺ ☹ ☹ |
| 5 지역 사회의 문제를 찾아내고 그에 대한 해결 방안을 생각할 수 있다. | ☺ ☹ ☹ |