

Lesson
3

Happy School Days

? Big Question

How can you enjoy your school life?





Study Points

Functions

- 희망, 기대 표현하기

I'm looking forward to trying many things today.

- 가능성 정도 표현하기

Maybe she will win first prize!

Reading

- The School Heroes Awards

Forms

- Today, we have awards **to present** to three of these heroes.
- If you have a question about the school facilities, feel free to ask me!

Before You Begin

그림 속 학생들은 무엇을 하고 있나요? '학교생활' 하면 무엇이 떠오르는지 이야기해 봅시다.



What kind of event is the school having?

Useful Expressions

I'm looking forward to ★.

Maybe I will ...

★
solving puzzles
running my booth
trying many things
playing some games
doing an experiment



A Listen and Number

각 대화를 듣고, 두 사람이 누구인지 그림에서 찾아 대화 번호를 써 봅시다. 

** Listening Tip

- How about eating some food at the snack booth?
- Here is a poster for the talent show.

B Look and Talk

아래 학교 축제의 행사 포스터와 각 행사에서 할 수 있는 활동을 보고, 짝과 대화해 봅시다.



예시


A: Which event will you go to?

B: Show Time looks interesting.

A: Oh, I will go to that event, too.
I'm looking forward to seeing a famous play.

B: That sounds great. Maybe
I will see you there!

C Listen Up

1 대화를 듣고, 아래 내용과 일치하면 T에, 일치하지 않으면 F에 표시해 봅시다. 

1) Minji will buy key rings at the festival.

T **F**

2) Jeongho will help Minji at the festival.

T **F**

2 대화를 다시 한번 듣고, 부스 정보의 빈칸을 채워 봅시다. 

Booth Information

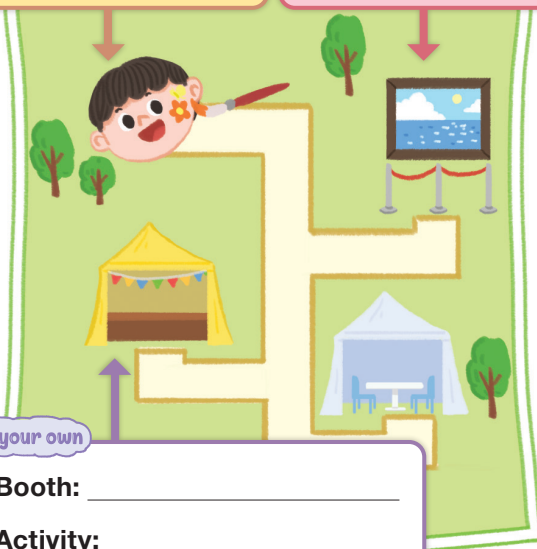
- You can make your own 1) _____.
- You need to bring some 2) _____.

**D Talk Together**

학교 축제 안내 지도에 참여하고 싶은 부스와 활동을 쓴 후, 짝과 대화해 봅시다.

Booth: face painting
Activity: getting a cute painting on my face

Booth: art exhibition
Activity: seeing students' artworks



On your own

Booth: _____

Activity: _____

예시

A: Look! It's a map of the school festival booths.

B: Which booth will you go to first?

A: I'm not sure. Maybe I will go to the **face painting** booth first.

B: I want to go there, too. I'm looking forward to **getting a cute painting on my face**.

A: Me too!

Topic 2

A Thank-You Note



한 학생이 교내 방송에서 편지를 소개하고 있습니다. 동영상을 보고, 어떤 편지인지 알아보시다.



STEP 1 감사를 전하고 싶은 선생님을 떠올려 보고, 아래 질문에 답해 봅시다.

예시

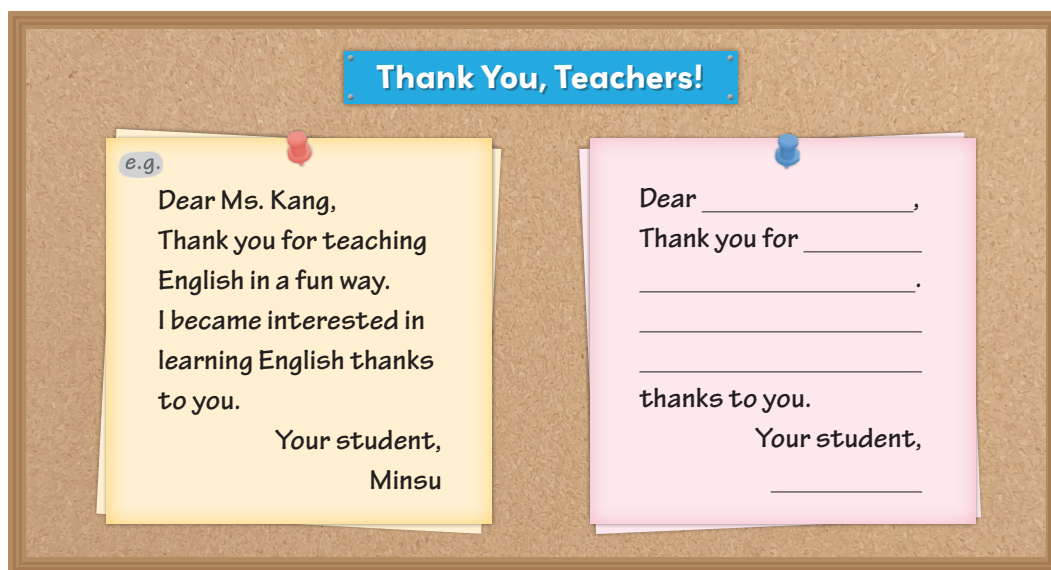
- Which teacher do you want to thank?
Ms. Kang
- What do you want to thank her for?
She taught English in a fun way. So, I became interested in learning English.

- Which teacher do you want to thank?

- What do you want to thank him/her for?

STEP 2 STEP 1에서 작성한 내용을 바탕으로 짝과 대화하고, 게시판에 감사 편지를 적어 봅시다. 

- 예시 A: I'm going to write a thank-you note to **Ms. Kang**.
 B: That's a nice idea. What do you want to thank **her** for?
 A: **She taught English in a fun way. So, I became interested in learning English.**
 B: Oh, **she** sounds like a great teacher.
 A: Yes. I'm looking forward to thanking **her**.
 B: Maybe **she** will be thankful for your note.



Presentation Time!

STEP 2에서 작성한 감사 편지를 친구들에게 발표해 봅시다. 

Speaking Tip

W와 I이 함께 쓰이면 W의 받음은 생략해요.

• I wrote the note to ...

I wrote the note to **Ms. Kang**. I thanked **her** for **teaching English in a fun way**. I became **interested in learning English** thanks to **her**. I'm looking forward to giving **her** the note.



Self-Check

- 선생님께 감사한 이유를 구체적으로 이야기했나요?
- 어떤 상황에 대한 희망이나 기대를 표현할 수 있나요?



Before You Read

A 학교에서 근무하시는 분들을 떠올려 보고, 그분들이 어떤 일을 하시는지 짝과 이야기해 봅시다.



예시

Ms. Lim is a school nurse.
She keeps students healthy.

예시

Mr. Han is a school bus driver.
He drives us safely to school.

Reading Tip

첫 문단에는 글의 핵심 내용이 담겨
있는 경우가 많으므로 집중해서 읽어요.

B 사진을 보고 각 단어의 뜻을 추측해 본 후, 알맞은 단어를 써서 문장을 완성해 봅시다.



serve



enter



facility



gate

- 1 The main _____ to the park closes at sunset.
- 2 You need to stand in line to _____ the museum.
- 3 The restaurant will _____ lunch until two o'clock.
- 4 Our school has a sports _____ with a basketball court.

The School Heroes Awards



Welcome to the School Heroes Awards! I'm the student president, Eunho Choi. During the school day, we see our friends and teachers most of the time. But there are other people who play
5 roles behind the scenes! Today, we have awards to present to three of these heroes.



Q1 What kind of people are “these heroes”?

award student president play a role behind the scenes present



"I love working for our students. If you have a question about the school facilities, feel free to ask me!"

— Mr. Kim

Drum roll, please! The first winner is the facilities manager, Mr. Kim! He takes care of our school buildings. Do you remember last summer?

5 Some air conditioners broke down, and it became very hot. However, Mr. Kim came right away and fixed them. He works hard to make our school a great place for studying.



10 The next award goes to ... the leader of the cafeteria staff, Ms. Lee! Many students say our school lunches are the best. Ms. Lee prepares fresh and delicious meals

15 for us every day. At lunchtime, she serves us food with a big smile. After the students leave the cafeteria, she washes the dishes and cleans the cafeteria.



"I'm happy when students enjoy their lunches. I'm proud to serve delicious and healthy food."

— Ms. Lee

Q2 What happened at the school last summer?

Q3 What does Ms. Lee do after students leave the cafeteria?

facility manager break down prepare serve

Now it's time to announce our final winner. It's our security officer, Mr. Park. Who do you see first when you enter the school gate? It's Mr. Park. He makes sure we can walk to school safely in the morning. During the day, he walks around the school to check for any dangerous
5 situations. We can feel safe and focus on studying thanks to him!



"Thank you for this wonderful award. I will do my best to keep you safe at school."

— Mr. Park



Congratulations to the winners! If you see these heroes around school, why don't you thank them for their hard work?

Q4 What does Mr. Park do in the morning?

security enter gate situation focus on

Link to the Big Question ?

Who makes your school a better place?

After You Read

A 본문의 수상자에 대한 학생들의 감사 인사를 읽고, 본문에서 언급되지 않은 내용을 골라 봅시다.

(a)

Mr. Kim, Ms. Lee, and Mr. Park are school heroes who work hard behind the scenes.

(b)

When the electricity went out in our classroom last summer, Mr. Kim fixed it. I was very thankful.

(c)

Ms. Lee serves delicious lunches with a big smile. I think our school lunches are the best!

(d)

Thanks to Mr. Park, we can be safe at school and focus on our studies.

B 본문 내용과 일치하도록 빈칸에 알맞은 말을 골라 써 봅시다.

Mr. Kim

- He is the ¹ _____ manager.
- He takes care of the school buildings.
- He works hard to make our school a great place for ² _____.

Ms. Lee

- She is the ³ _____ of the cafeteria staff.
- She prepares ⁴ _____ for the students every day.
- She washes the dishes and cleans the cafeteria.

Mr. Park

- He is the ⁵ _____ officer.
- In the morning, he makes sure the students get to school safely.
- During the day, he walks around the school to check for any ⁶ _____.

dangers

meals

security

leader

studying

facilities

Make Connections

C 자신의 학교에는 어떤 영웅이 있는지 생각하여 써 본 후, 그에 대해 이야기해 봅시다.

Name of the hero

His/Her job

Reasons
1.
2.

예시

I think Ms. Choi, our school librarian, is a school hero. She often recommends great books to read. Also, she plans fun events in the school library.



Culture Focus

School Events Around the World

세계 여러 나라의 학교 행사 사진을 보고, 알맞은 설명을 찾아 연결해 봅시다.



a 페스타 주니나(Festa Junina)는 브라질의 민속 축제로, 학교나 성당 등에서 체크무늬 셔츠와 모자 등 전통적인 농민 의상을 입고 음악과 춤을 즐기는 날입니다.

b 프롬(Prom)은 미국과 캐나다의 고등학생들이 드레스와 턱시도를 입고 참석하는 무도회로, 졸업을 앞두고 특별한 추억을 만드는 중요한 행사입니다.

c 뉴질랜드의 많은 학교에서 개최되는 문화의 날(Cultural Day) 행사에서는 학생들이 각 민족의 전통 의상을 입고, 전통 음식을 먹으며 전통 춤과 공연을 즐깁니다.

Language Focus



A Today, we have awards to present to three of these heroes. p. 55



명사(구)를 꾸며주는 **to부정사**는 '～하는, ～할'이라는 뜻으로 형용사처럼 사용해요.

There's nothing **to fear**!

I have some work **to do**.

Let's Use It 주어진 단어를 활용하여 문장을 완성해 봅시다.

- I need some time _____ for the presentation.
- He bought a new shirt _____ on the field trip.
- There are many famous places _____ in Korea.
- She is searching for a song _____ at the contest.

sing
wear
visit
prepare



B

If you have a question about the school facilities,
feel free to ask me! p. 56



접속사 if는 '만약 ~한다면'이라는 뜻으로
조건을 나타내요.

You can drink that milk if you want.
조건

Stop drinking it if it tastes sour!
조건

If you take this medicine, you will
조건
feel better.

Let's Use It

다음을 알맞게 연결하여 문장을 완성해 봅시다.

- | | |
|-----------------------------|--------------------------------------|
| 1 If the weather is nice, • | • ㉠ we can go on a picnic. |
| 2 If we exercise more, • | • ㉡ you will miss the train. |
| 3 If you don't hurry, • | • ㉢ we will become healthier. |
| 4 If they win the game, • | • ㉤ they will go to the final match. |

Topic 4

An Idea for a School Event

STEP 1 제안하고 싶은 학교 행사에 관해 생각해 봅시다.



STEP 2 STEP 1에서 생각한 학교 행사와 주어진 내용을 바탕으로 다음 내용을 작성해 봅시다.

예시

| |
|---|
| • Event name: Sports Day |
| • It's an event to: make students active and healthy |
| • We can have it in: May, at our school playground |
| • At this event, we will: play sports such as soccer, basketball, and dodgeball |
| • If we have this event: students will be able to exercise and work together in teams |

| |
|----------------------------------|
| • Event name: |
| • It's an event to: |
| • We can have it in: |
| • At this event, we will: |
| • If we have this event: |



Ideas

Book Fair / Art Exhibition / Career Day /
Music Concert / Debate Competition


STEP 3 STEP 2에서 정리한 내용을 활용하여 학교 행사를 제안하는 이메일을 써 봅시다.

예시

A School Event Idea

I would like to propose a school event. Its name is Sports Day. It's an event to make students active and healthy. We can have it in May, at our school playground. At this event, we will play sports such as soccer, basketball, and dodgeball. If we have this event, students will be able to exercise and work together in teams. Thank you for reading about my idea!





A School Event Idea

I would like to propose a school event. Its name is _____.

It's an event to _____.

We can have it in _____.

At this event, we will _____.

If we have this event, _____.

Thank you for reading about my idea!

Writing Tip

"I would like to propose"와 같은 표현을 사용하여 제안하는 내용을 나타낼 수 있어요.

Self-Check

- 제안하는 행사의 목적과 내용이 명확하게 드러났나요?
- 행사가 열리면 어떤 효과가 있을지 구체적으로 작성했나요?



Lesson Review



- A** 대화 듣고, Hyeju의 일정표 속 빈칸에 알맞은 말을 골라 써 봅시다.

| Schedule for the school science fair | |
|--------------------------------------|---------|
| 8:40 a.m. | 1 _____ |
| 9:00 a.m. | 2 _____ |
| 1:00 p.m. | 3 _____ |

Give a presentation

Set up the booth

Meet Sangho at the school gate

- B** 다음을 읽고, Ms. Lee가 하는 일에 해당하지 않는 것을 골라 봅시다.

Many students say our school lunches are the best. Ms. Lee prepares fresh and delicious meals for us every day. At lunchtime, she serves us food with a big smile. After the students leave the cafeteria, she washes the dishes and cleans the cafeteria.

- | | |
|----------|----------|
| Ⓐ 식사 준비 | Ⓑ 식사 배식 |
| Ⓒ 식단표 작성 | Ⓓ 급식실 청소 |

- C** 주어진 표현을 바르게 배열하여 문장을 완성해 봅시다.

- 1 We need _____ home. (someone / these boxes / to carry)
- 2 I will go to the bookstore and _____. (to read / a book / buy)
- 3 _____, you can get a discount. (this coupon / if / bring / you)
- 4 Please close the windows _____. (to rain / it / if / begins)

Answer to the Big Question

이번 단원에서 배운 내용을 생각해 보고, 아래 질문에 답해 봅시다.



Your Answer

Now I Can ...

이번 단원의 내용을 얼마나 잘 학습했는지 스스로 평가해 봅시다.

| | |
|--|-------|
| 1 희망하거나 기대하는 바를 표현할 수 있다. | 😊 😐 😞 |
| 2 일어날 가능성이 있는 일을 표현할 수 있다. | 😊 😐 😞 |
| 3 학교에서 근무하시는 숨은 영웅에 대한 글을 읽고 감사하는 마음을 가질 수 있다. | 😊 😐 😞 |
| 4 개최하고 싶은 학교 행사를 제안하는 글을 쓸 수 있다. | 😊 😐 😞 |
| 5 목적에 맞는 적절한 표현을 사용하여 자신의 의견을 전달할 수 있다. | 😊 😐 😞 |