

Lesson

5

We're All Special



 Big Question

What makes each person unique?





Study Points

Functions

• 능력 표현하기

Are you good at baking?

• 확신 표현하기

I'm sure you will create a fun game one day.

Reading

• The Dot

Forms

- She pushed the paper toward Vashti and **asked her to sign** it.
- All of the dots **that** she painted looked beautiful together on the paper.

**** Before You Begin ***

그림 속 학생들의 행성은
각각 무엇을 의미할까요?
자신의 관심사나 특기가
무엇인지 이야기해 봅시다.



What do you see in each place?



Useful Expressions

- ★ writing
- coding
- playing the drums
- ★ you will be a good writer
- you will create a fun game
- we will make a great band

Are you good at ★ ?

I'm sure ★ .

A Listen and Number

각 대화를 듣고, 두 사람이 누구인지 그림에서 찾아 대화 번호를 써 봅시다. 🎧

★ Listening Tip

- I look forward to playing with you.
- I want to be a writer.

B Look and Talk

위 그림 속 학생이 잘하는 것과 그에 대한 확신을 나타내는 내용을 읽고, 짝과 대화해 봅시다.

I'm good at ...	I'm sure your ...
singing songs	voice sounds wonderful
taking pictures	photos are fantastic
drawing cartoons	cartoons look amazing

예시


A: What are you good at?
 B: I'm good at **singing songs**.
 A: That's cool. I'm sure your **voice sounds wonderful**.
 B: Thank you!

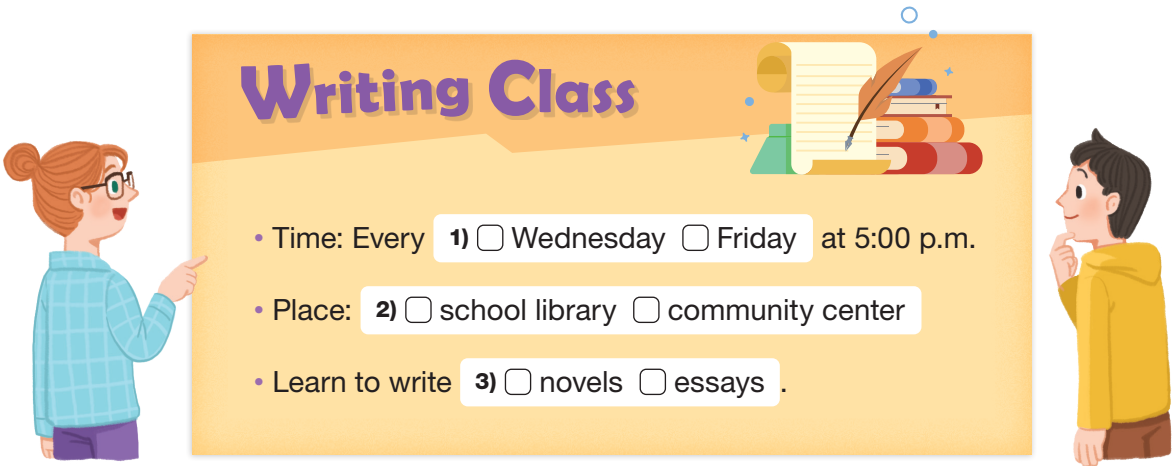
C Listen Up

1 대화를 듣고, 두 사람이 대화 이후에 할 행동으로 알맞은 것을 골라 봅시다. 


a. write in a diary

b. sign up for a class

2 대화를 다시 한번 듣고, 알맞은 것을 골라 봅시다. 



Writing Class



- Time: Every 1) ☐ Wednesday ☐ Friday at 5:00 p.m.
- Place: 2) ☐ school library ☐ community center
- Learn to write 3) ☐ novels ☐ essays .

D Talk Together

방과 후 수업으로 듣고 싶은 것과 그 수업에서 하는 활동을 쓴 후, 짝과 대화해 봅시다.

After-School Program

Class Soccer class

Activity playing soccer



Class Drama class

Activity acting

On your own

Draw
a picture

Class _____

Activity _____

예시

A: I want to take the soccer class.

B: Okay. Are you good at playing soccer?

→ A: Yes, I am.

B: Great! I'm sure you will enjoy the class.

→ A: No, I'm not.

B: That's okay. I'm sure you will learn a lot from the class.




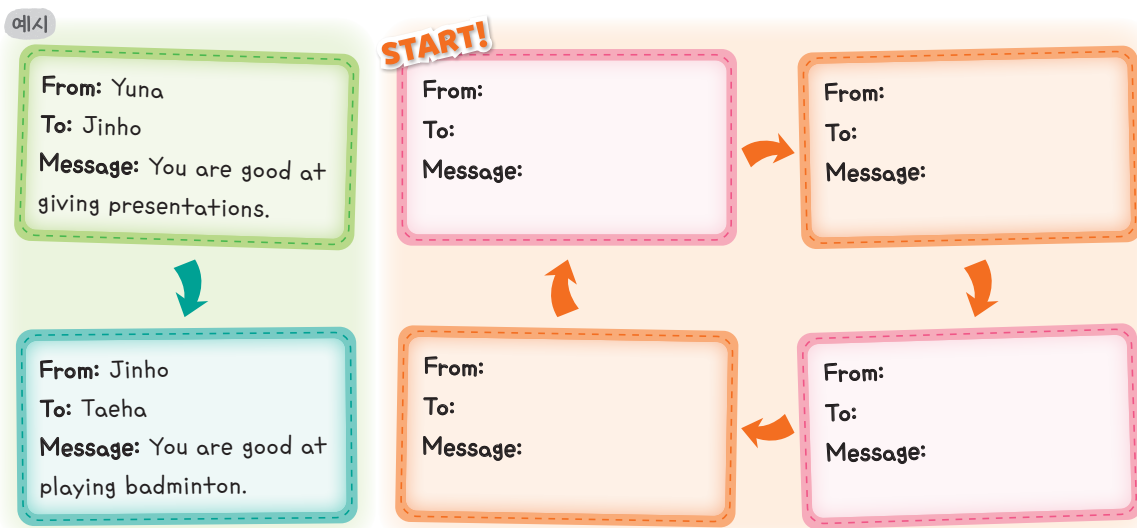
두 학생이 소셜 미디어를 보며 대화하고 있습니다. 동영상을 보고, 남학생의 영상에 대한 사람들의 반응을 알아보시다.



STEP 1 네 명이 한 모듬이 되어 둘러앉은 뒤, 아래 질문에 답하며 자신의 오른쪽에 앉은 사람이 무엇을 잘하는지 써 봅시다.

Who sits to your right?	예시 Jinho	_____
What is he/she good at?	<input type="checkbox"/> cooking food <input type="checkbox"/> solving puzzles <input type="checkbox"/> editing videos	<input type="checkbox"/> playing badminton <input checked="" type="checkbox"/> giving presentations <input type="checkbox"/> _____
How did he/she become good at it?	He practiced speaking in front of other people.	_____ _____

STEP 2 STEP 1에서 작성한 내용을 바탕으로 칭찬 카드를 작성하고, 누구에게 어떤 내용을 썼는지 모둠원과 이야기하며 칭찬 카드 릴레이를 완성해 봅시다. 




- 예시**
- A: The person who sits to my right is **Jinho**.
 B: What did you write to **him**?
 A: I wrote, "You are good at **giving presentations**."
 C: That's nice. How did **he** become good at it?
 A: **He practiced speaking in front of other people**.
 B: I'm sure **he** will be thankful for your message.



Presentation Time!

STEP 2에서 작성한 칭찬 카드를 친구들에게 이야기해 봅시다. 

The person who sits to my right is **Jinho**,
 and I wrote a message to **him**. I wrote,
 "You are good at **giving presentations**."
He practiced speaking in front of
other people, and **he** is really good at it!



★ Speaking Tip

앞 단어가 자음으로 끝나고
 모음으로 시작하는 단어가
 이어지면 연결해서 발음해요.
 • ... he is really good at it!

Self-Check

- 모둠원이 잘하는 것을 소개할 수 있나요?
- 모둠원이 어떻게 그것을 잘하게 되었는지 함께 이야기했나요?



Before You Read

A 본문 속 주인공의 모습을 보고 짝과 함께 질문에 답해 봅시다.



Q1. What is the girl doing?

Q2. What will the story be about?

예시

The girl is painting
a dot.

예시

I think the story will be about
a girl who likes painting.

★ Reading Tip

이야기를 읽을 때는 사건이 일어난
순서를 파악하면서 읽는 게 좋아요.

B 사진을 보고 각 단어의 뜻을 추측해 본 후, 알맞은 뜻을 찾아봅시다.



sign



mix



blank



discover

- 1 _____ : to write your name on something
- 2 _____ : having no printing, writing, or images
- 3 _____ : to put different things together to make something new
- 4 _____ : to find out something that you did not know before



Art class was over, but Vashti still sat in her chair. Her paper was blank. Her teacher leaned over and looked at it.

“Ah! It is a polar bear in a snowstorm,” she said.

“That’s funny!” said Vashti. “I CAN’T draw!”

5 Her teacher smiled. “Just make a mark.”

Vashti picked up a marker and drew a small dot on the paper.

“Here it is!”

Her teacher picked up the paper and looked at it carefully.

“Hmmm.”

10 She pushed the paper toward Vashti and asked her to sign it.


Vashti thought for a moment.

“Well, maybe I can’t draw, but I CAN sign my name.”



Q1 What did Vashti draw on the blank paper?

dot still blank lean mark toward sign



The next day, Vashti was surprised to see something in a frame on the wall of the art classroom. It was her little dot!

5 “I can make a better dot than that!” Vashti said.

She got a brush and started painting.

A red dot. A purple dot. A yellow dot. A blue dot. Then she mixed blue and yellow together. She discovered that she could make a green dot.

Vashti kept experimenting. She painted lots of little dots in many colors.


10 “If I can make little dots, I can make big dots, too.”

All of the dots that she painted looked beautiful together on the paper.

Q2 What did Vashti see in a frame on the wall of the art classroom?

Q3 How do you think Vashti felt when she painted more dots?

frame mix discover experiment





At the school art show a few weeks later,
everyone loved Vashti's paintings.

A little boy looked up at her.

"You're a really great artist.

5 I want to paint like you," he said.

"I bet you can," said Vashti.

"Me? No, not me. I CAN'T draw!"

Vashti smiled. She handed the boy a blank
sheet of paper and told him to draw a line.

10 The pencil which the boy held shook as he
drew. Vashti looked at the boy's line. And then
she said ...

"Sign it."



* 출처: Peter H. Reynolds, *The Dot*

Q4 Why did Vashti tell the boy to draw a line? Guess.

bet hand sheet shake

[Link to the Big Question ?](#)

Why should you believe in yourself?

After You Read

A 본문 속 각 인물이 한 말로 알맞은 것을 골라 말풍선 안에 써 봅시다.

- Ⓐ I can make a better dot than that.
- Ⓑ Just make a mark.
- Ⓒ Maybe I can't draw, but I can sign my name.
- Ⓓ It is a polar bear in a snowstorm.
- Ⓔ I want to paint like you.



Teacher



Vashti



Boy



B 본문 내용과 일치하도록 빈칸에 알맞은 말을 골라 써 봅시다.

Art class was over, but Vashti's paper was still ¹ _____. Her teacher told her to make a ² _____ and sign it.



The next day, Vashti saw her dot in a ³ _____ on the wall. She felt better about herself and painted many dots in different ⁴ _____.



There, she met a boy who said he couldn't draw, just like she did. So, she told him to draw a line and ⁶ _____ it.



A few weeks later, the school art show was held. Her paintings were shown at the show and everyone ⁵ _____ them.

frame

mark

loved

blank

sign

colors

Make Connections

C 본문 속 Vashti처럼 점을 이용하여 자신만의 작품을 그려 보고, 그에 대해 이야기해 봅시다.

Title: _____

Draw a picture

Sign: _____

This picture shows _____


예시

I drew **flowers** with **orange** and **yellow** dots. The title of my picture is *Flower Party*. It shows **pretty flowers that** I saw in a garden.



Culture Focus

Famous Quotations Around the World

다양한 방법으로 자신을 표현한 인물들의 명언을 읽어 보고, 또 다른 인물들을 조사해 봅시다. 



I always have a painting in my mind when I'm composing, and I work according to it.

“나는 작곡할 때 마음속에 항상 그림이 있어서, 그것에 따라 작곡한다.”


독일의 작곡가 베토벤의 명언으로, 그는 시각적인 상상이나 마음속의 이미지를 음악으로 표현했습니다.



I paint self-portraits because I am so often alone, because I am the person I know best.

“나는 매우 자주 혼자 있고 내가 가장 잘 아는 사람이 나이기 때문에 자화상을 그린다.”

멕시코의 화가 프리다 칼로의 명언으로, 그녀는 많은 자화상을 그려 자신의 삶을 나타냈습니다.



Each man's life represents a road toward himself.


“한 사람의 삶은 자기 자신으로 향하는 길을 나타낸다.”

독일계 스위스인 작가 헤르만 헤세의 명언으로, 그는 삶은 자신을 발견해 가는 여정이라는 신념을 소설로 표현했습니다.

Language Focus



A She pushed the paper toward Vashti and asked her to sign it. p. 99



동사 + 목적어 + to부정사는 '목적어가 ~하는 것을 ...하다'라는 뜻으로, 목적어 뒤에 to부정사를 쓰는 동사에는 want, tell, allow, ask, expect 등이 있어요.

My parents don't allow me 목적어
to cook. to부정사

I want you 목적어 to stop. to부정사

Let's Use It

학생들이 하는 말을 보고 상대방에게 부탁하는 문장을 완성해 봅시다.



Jia, close the door, please.



Kelly, will you come to the party?



Dan, can you return the books?

- 1 Dan told Jia _____.
- 2 Jia asked Kelly _____.
- 3 Kelly wants Dan _____.



B

All of the dots that she painted looked beautiful together on the paper. p.100



목적격 관계대명사는 목적어를 대신하면서 두 절을 이어 주는 역할을 해요.

Jay is the singer.

+

I like him the most.

↓

Jay is the singer whom I like the most.

Let's Use It

주어진 정보와 목적격 관계대명사를 활용하여 문장을 완성해 봅시다.

I saw Jenny yesterday.

Mike wants to study science.

Ben likes potato pizza.

- Jenny was the girl _____.
- Science is a subject _____.
- Potato pizza is a food _____.

Topic 4

A Letter to Myself

STEP 1 자신에게 편지를 쓴다면 어떤 내용을 쓰면 좋을지 생각해 봅시다.



STEP 2 STEP 1에서 떠올린 것들과 주어진 내용을 바탕으로 자신에게 하고 싶은 말을 완성해 봅시다.

예시

- I'm writing this letter to say that:
you are an amazing person
- You are the person whom:
I like the most
- I like you because:
you don't give up easily when you fail
- I want you to:
believe in yourself and stay positive
- Always remember that:
your family and friends support you

- I'm writing this letter to say that:
you are a(n) _____ person
- You are the person whom:

- I like you because:

- I want you to:

- Always remember that:

STEP 3 STEP 2에서 정리한 내용을 활용하여 자신에게 편지를 써 봅시다.

예시

Dear Hayeon,

I'm writing this letter to say that you are an amazing person.
 You are the person whom I like the most. I like you because
 you don't give up easily when you fail. I want you to believe in
 yourself and stay positive. Always remember that your family
 and friends support you.

With love,

Hayeon



Dear _____,

I'm writing this letter to say that you are a(n) _____ person.


You are the person whom _____.

I like you because _____.

I want you to _____.

Always remember that _____.

With love,



*** Writing Tip

편지를 끝맺을 때 쓴 사람 이름
 앞에 With love, Best wishes,
 Take care, Yours truly 등의
 표현을 사용할 수 있어요.

• Self-Check

- 자신에게 하고 싶은 말을 포함하여 작성했나요?
- 편지의 형식을 잘 갖추어 썼나요?



Lesson Review



L W

A 대화를 듣고, 대화 내용과 일치하도록 빈칸을 채워 봅시다.

Yejin is excited about Sports Day, but Siwoo is worried because he is not good at ¹_____.

Yejin has won races before, so she decides to help him. They will ²_____ together every morning.

R

B 다음을 읽고, 밑줄 친 부분이 가리키는 대상이 나머지 셋과 다른 것을 골라 봅시다.

Art class was over, but Vashti still sat in her chair. ㉠ Her paper was blank. Her teacher leaned over and looked at it. "Ah! It is a polar bear in a snowstorm," ㉡ she said. "That's funny!" said Vashti. "I CAN'T draw!" ㉢ Her teacher smiled. "Just make a mark." Vashti picked up a marker and drew a small dot on the paper. "Here it is!" Her teacher picked up the paper and looked at it carefully. "Hmmm." She pushed the paper toward Vashti and asked ㉣ her to sign it.

G W

C 다음 문장의 밑줄 친 부분을 어법에 맞게 고쳐 봅시다.

1 The man asked me bring him a glass of water.

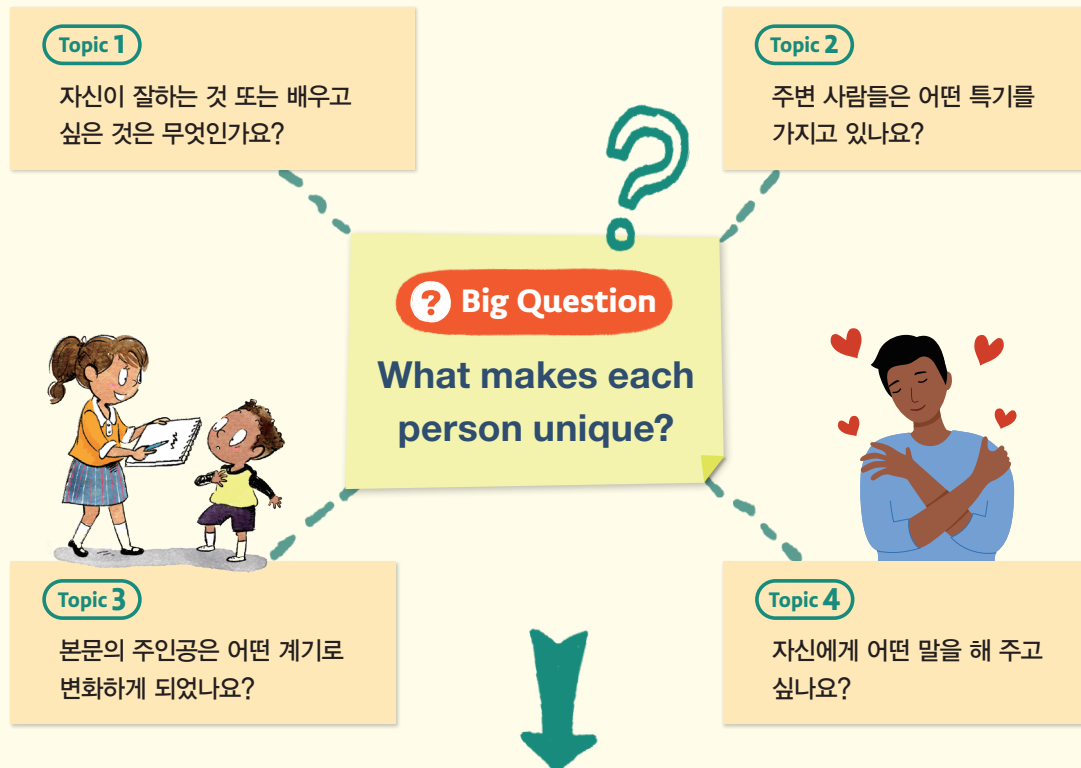
2 My sister won't allow me using her computer.

3 Is she the person which you saw at the store?

4 The book who I borrowed yesterday is very interesting.

Answer to the Big Question

이번 단원에서 배운 내용을 생각해 보고, 아래 질문에 답해 봅시다.



Your Answer

Now I Can ...

이번 단원의 내용을 얼마나 잘 학습했는지 스스로 평가해 봅시다.

1 무언가를 잘하는지 묻고 답할 수 있다.	😊 😐 😞
2 확신을 나타내는 말을 할 수 있다.	😊 😐 😞
3 격려를 받고 자신감을 얻게 된 소녀에 관한 이야기를 읽고 교훈을 파악할 수 있다.	😊 😐 😞
4 자신에게 하고 싶은 말을 편지로 쓸 수 있다.	😊 😐 😞
5 자신과 타인을 이해하고 존중할 수 있다.	😊 😐 😞